



# 2006 Nebraska Results

Date	Opponent	Score	Overall	Conference	Time	Attend
Sept. 2, 2006	LOUISIANA TECH	W 49-10	1-0-0	0-0-0	3:04	85181
Sept. 9, 2006	NICHOLLS STATE	W 56-7	2-0-0	0-0-0	2:48	84076
Sept. 16, 2006	at #4 USC	L 10-28	2-1-0	0-0-0	3:05	92000
Sept. 23, 2006	TROY	W 56-0	3-1-0	0-0-0	2:44	84799
* Sept. 30, 2006	KANSAS	WOT 39-32	4-1-0	1-0-0	3:52	85069
* Oct. 7, 2006	at Iowa State	W 28-14	5-1-0	2-0-0	3:12	55338
* Oct. 14, 2006	at Kansas State	W 21-3	6-1-0	3-0-0	3:00	50723
* Oct. 21, 2006	TEXAS	L 20-22	6-2-0	3-1-0	3:24	85187
* Oct. 28, 2006	at Oklahoma State	L 29-41	6-3-0	3-2-0	3:24	40108
* Nov. 4, 2006	MISSOURI	W 34-20	7-3-0	4-2-0	3:07	85197
* Nov. 11, 2006	at Texas A&M	W 28-27	8-3-0	5-2-0	3:25	83336

\* indicates conference game

## Team Statistics

TEAM STATISTICS	NU	OPP
<b>SCORING</b>	<b>370</b>	<b>204</b>
Points Per Game	33.6	18.5
<b>FIRST DOWNS</b>	<b>227</b>	<b>197</b>
Rushing	102	70
Passing	114	118
Penalty	11	9
<b>RUSHING YARDAGE</b>	<b>2009</b>	<b>1357</b>
Yards gained rushing	2279	1656
Yards lost rushing	270	299
Rushing Attempts	449	342
Average Per Rush	4.5	4.0
Average Per Game	182.6	123.4
TDs Rushing	24	11
<b>PASSING YARDAGE</b>	<b>2731</b>	<b>2507</b>
Att-Comp-Int	304-187-4	367-198-11
Average Per Pass	9.0	6.8
Average Per Catch	14.6	12.7
Average Per Game	248.3	227.9
TDs Passing	27	13
<b>TOTAL OFFENSE</b>	<b>4740</b>	<b>3864</b>
Total Plays	753	709
Average Per Play	6.3	5.4
Average Per Game	430.9	351.3
<b>KICK RETURNS: #-YARDS</b>	<b>20-364</b>	<b>52-899</b>
<b>PUNT RETURNS: #-YARDS</b>	<b>31-268</b>	<b>11-68</b>
<b>INT RETURNS: #-YARDS</b>	<b>11-113</b>	<b>4-27</b>
<b>KICK RETURN AVERAGE</b>	<b>18.2</b>	<b>17.3</b>
<b>PUNT RETURN AVERAGE</b>	<b>8.6</b>	<b>6.2</b>
<b>INT RETURN AVERAGE</b>	<b>10.3</b>	<b>6.8</b>
<b>FUMBLES-LOST</b>	<b>19-12</b>	<b>27-11</b>
<b>PENALTIES-YARDS</b>	<b>55-475</b>	<b>60-439</b>
Average Per Game	43.2	39.9
<b>PUNTS-YARDS</b>	<b>51-2024</b>	<b>62-2497</b>
Average Per Punt	39.7	40.3
Net punt average	37.6	35.0
<b>TIME OF POSSESSION/GAME</b>	<b>32:46</b>	<b>27:14</b>
<b>3RD-DOWN CONVERSIONS</b>	<b>74/155</b>	<b>50/152</b>
3rd-Down Pct	48%	33%
<b>4TH-DOWN CONVERSIONS</b>	<b>10/15</b>	<b>9/21</b>
4th-Down Pct	67%	43%
<b>SACKS BY-YARDS</b>	<b>21-160</b>	<b>24-176</b>
<b>MISC YARDS</b>	<b>18</b>	<b>21</b>
<b>TOUCHDOWNS SCORED</b>	<b>51</b>	<b>25</b>
<b>FIELD GOALS-ATTEMPTS</b>	<b>5-7</b>	<b>11-15</b>
<b>PAT-ATTEMPTS</b>	<b>47-48</b>	<b>19-22</b>
<b>ATTENDANCE</b>	<b>509509</b>	<b>321505</b>
Games/Avg Per Game	6/84918	5/64301
Neutral Site Games		0/0

SCORE BY QUARTERS	1st	2nd	3rd	4th	OT	Total
Nebraska	103	114	42	104	7	370
Opponents	17	76	29	82	0	204



# Individual Statistics

RUSHING	GP	Att	Gain	Loss	Net	Avg	TD	Long	Avg/G
Jackson, Brandon	11	134	764	25	739	5.5	6	48	67.2
Lucky, Marlon	11	112	645	26	619	5.5	6	51	56.3
Glenn, Cody	9	71	375	5	370	5.2	8	36	41.1
Wilson, Kenny	10	71	338	17	321	4.5	3	30	32.1
Nunn, Terrence	11	3	21	0	21	7.0	0	18	1.9
Hardy, Frantz	11	3	16	2	14	4.7	0	13	1.3
Ganz, Joe	3	2	10	12	-2	-1.0	0	10	-0.7
TEAM	6	6	0	19	-19	-3.2	0	0	-3.2
Taylor, Zac	11	47	110	164	-54	-1.1	1	24	-4.9
<b>Total.....</b>	<b>11</b>	<b>449</b>	<b>2279</b>	<b>270</b>	<b>2009</b>	<b>4.5</b>	<b>24</b>	<b>51</b>	<b>182.6</b>
Opponents.....	11	342	1656	299	1357	4.0	11	57	123.4

PASSING	G	Effic	Att-Cmp-Int	Pct	Yds	TD	Lng	Avg/G
Taylor, Zac	11	158.52	287-177-4	61.7	2540	22	78	230.9
Ganz, Joe	3	170.10	12-6-0	50.0	93	2	31	31.0
Purify, Maurice	11	665.20	1-1-0	100.0	28	1	28	2.5
Lucky, Marlon	11	640.00	1-1-0	100.0	25	1	25	2.3
Wesch, Jake	8	572.80	1-1-0	100.0	17	1	17	2.1
TEAM	6	0.00	1-0-0	0.0	0	0	0	0.0
Titchener, Dan	11	335.20	1-1-0	100.0	28	0	28	2.5
<b>Total.....</b>	<b>11</b>	<b>163.65</b>	<b>304-187-4</b>	<b>61.5</b>	<b>2731</b>	<b>27</b>	<b>78</b>	<b>248.3</b>
Opponents.....	11	117.03	367-198-11	54.0	2507	13	56	227.9

RECEIVING	G	No.	Yds	Avg	TD	Long	Avg/G
Nunn, Terrence	11	33	500	15.2	2	75	45.5
Purify, Maurice	11	27	533	19.7	7	63	48.5
Lucky, Marlon	11	24	272	11.3	0	42	24.7
Jackson, Brandon	11	20	249	12.4	1	49	22.6
Peterson, Todd	11	17	235	13.8	2	31	21.4
Swift, Nate	11	16	289	18.1	1	49	26.3
Hardy, Frantz	11	13	299	23.0	3	78	27.2
Herian, Matt	11	12	150	12.5	2	36	13.6
Phillips, J.B.	11	12	75	6.2	2	10	6.8
Mueller, Josh	11	4	21	5.2	2	8	1.9
Teafatiller, Hunter	11	3	63	21.0	3	29	5.7
Erickson, Dan	11	2	23	11.5	0	16	2.1
Senske, Matt	4	2	13	6.5	1	12	3.2
Todd, Dane	11	2	9	4.5	1	8	0.8
<b>Total.....</b>	<b>11</b>	<b>187</b>	<b>2731</b>	<b>14.6</b>	<b>27</b>	<b>78</b>	<b>248.3</b>
Opponents.....	11	198	2507	12.7	13	56	227.9

PUNT RETURNS	No.	Yds	Avg	TD	Long
Nunn, Terrence	18	153	8.5	0	31
Grixby, Cortney	8	66	8.2	0	16
Swift, Nate	3	50	16.7	0	33
Bradley, Stewart	1	-1	-1.0	0	0
TEAM	1	0	0.0	0	0
<b>Total.....</b>	<b>31</b>	<b>268</b>	<b>8.6</b>	<b>0</b>	<b>33</b>
Opponents.....	11	68	6.2	0	16

INTERCEPTIONS	No.	Yds	Avg	TD	Long
Shanle, Andrew	3	19	6.3	0	19
Ruud, Bo	2	54	27.0	0	40
Carriker, Adam	1	-3	-3.0	0	0
Suh, Ndamukong	1	0	0.0	0	0
Jones, Andre	1	0	0.0	0	0
Grixby, Cortney	1	3	3.0	0	3
Thenarse, Rickey	1	25	25.0	0	25
Green, Tierre	1	15	15.0	0	15
<b>Total.....</b>	<b>11</b>	<b>113</b>	<b>10.3</b>	<b>0</b>	<b>40</b>
Opponents.....	4	27	6.8	0	16

KICK RETURNS	No.	Yds	Avg	TD	Long
Jackson, Brandon	6	115	19.2	0	24
Lucky, Marlon	5	99	19.8	0	32
Green, Tierre	3	59	19.7	0	23
Hardy, Frantz	3	49	16.3	0	22
Wilson, Kenny	2	42	21.0	0	27
Peterson, Todd	1	0	0.0	0	0
<b>Total.....</b>	<b>20</b>	<b>364</b>	<b>18.2</b>	<b>0</b>	<b>32</b>
Opponents.....	52	899	17.3	0	78

FUMBLE RETURNS	No.	Yds	Avg	TD	Long
Rigoni, Brandon	1	11	11.0	0	11
Ruud, Bo	1	7	7.0	0	7
<b>Total.....</b>	<b>2</b>	<b>18</b>	<b>9.0</b>	<b>0</b>	<b>11</b>
Opponents.....	2	21	10.5	1	19

FIELD GOALS	FGM-FGA	Pct	01-19	20-29	30-39	40-49	50-99	Lg	Blk
Congdon, Jordan	5-7	71.4	0-0	2-2	2-3	1-2	0-0	40	0

FG SEQUENCE	Nebraska	OPPONENTS
Louisiana Tech	-	(23)
Nicholls State	37	-
USC	(38)	-
Troy	-	-
Kansas	(21)	(31),(35)
Iowa State	-	-
Kansas State	-	54, (53)
Texas	-	(22),39,31,(22),(22)
Oklahoma State	(26),42	-
Missouri	(40),(33)	(26),(54)
Texas A&M	-	(37),(20),42

Numbers in (parentheses) indicate field goal was made.

PUNTING	No.	Yds	Avg	Long	TB	FC	I20	Blkd
Titchener, Dan	51	2024	39.7	58	2	22	18	0
<b>Total.....</b>	<b>51</b>	<b>2024</b>	<b>39.7</b>	<b>58</b>	<b>2</b>	<b>22</b>	<b>18</b>	<b>0</b>
Opponents.....	62	2497	40.3	60	3	7	14	0

KICKOFFS	No.	Yds	Avg	TB	OB	Retn	Net	YdLn
Congdon, Jordan	42	2351	56.0	4	1			
Wesch, Jake	23	1392	60.5	7	0			
Alegria, Jordan	1	59	59.0	0	0			
<b>Total.....</b>	<b>66</b>	<b>3802</b>	<b>57.6</b>	<b>11</b>	<b>1</b>	<b>899</b>	<b>40.7</b>	<b>24</b>
Opponents.....	44	2627	59.7	21	1	364	41.9	23



# Individual Statistics

|----- PATs -----|

SCORING	TD	FGs	Kick	Rush	Rcv	Pass	DXP	Saf	Pts
Congdon, Jordan	0	5-7	47-48	0-0	0	0-0	0	0	62
Glenn, Cody	8	0-0	0-0	0-0	0	0-0	0	0	48
Purify, Maurice	7	0-0	0-0	0-0	0	0-0	0	0	42
Jackson, Brandon	7	0-0	0-0	0-0	0	0-0	0	0	42
Lucky, Marlon	6	0-0	0-0	0-0	0	0-0	0	0	36
Hardy, Frantz	3	0-0	0-0	0-0	0	0-0	0	0	18
Teafatiller, Hunter	3	0-0	0-0	0-0	0	0-0	0	0	18
Wilson, Kenny	3	0-0	0-0	0-0	0	0-0	0	0	18
Phillips, J.B.	2	0-0	0-0	0-0	0	0-0	0	0	12
Herian, Matt	2	0-0	0-0	0-0	0	0-0	0	0	12
Nunn, Terrence	2	0-0	0-0	0-0	0	0-0	0	0	12
Peterson, Todd	2	0-0	0-0	0-0	0	0-0	0	0	12
Mueller, Josh	2	0-0	0-0	0-0	0	0-0	0	0	12
Swift, Nate	1	0-0	0-0	0-0	1	0-0	0	0	8
Todd, Dane	1	0-0	0-0	0-0	0	0-0	0	0	6
Senske, Matt	1	0-0	0-0	0-0	0	0-0	0	0	6
Taylor, Zac	1	0-0	0-0	0-0	0	1-2	0	0	6
Wesch, Jake	0	0-0	0-0	0-1	0	0-0	0	0	0
Rigoni, Brandon	0	0-0	0-0	0-0	0	0-0	0	0	0
<b>Total.....</b>	<b>51</b>	<b>5-7</b>	<b>47-48</b>	<b>0-1</b>	<b>1</b>	<b>1-2</b>	<b>0</b>	<b>0</b>	<b>370</b>
Opponents.....	25	11-15	19-22	0-1	1	1-2	0	0	204

TOTAL OFFENSE	G	Plays	Rush	Pass	Total	Avg/G
Taylor, Zac	11	334	-54	2540	2486	226.0
Jackson, Brandon	11	134	739	0	739	67.2
Lucky, Marlon	11	113	619	25	644	58.5
Glenn, Cody	9	71	370	0	370	41.1
Wilson, Kenny	10	71	321	0	321	32.1
Ganz, Joe	3	14	-2	93	91	30.3
Purify, Maurice	11	1	0	28	28	2.5
Titchener, Dan	11	1	0	28	28	2.5
Nunn, Terrence	11	3	21	0	21	1.9
Wesch, Jake	8	1	0	17	17	2.1
Hardy, Frantz	11	3	14	0	14	1.3
TEAM	6	7	-19	0	-19	-3.2
<b>Total.....</b>	<b>11</b>	<b>753</b>	<b>2009</b>	<b>2731</b>	<b>4740</b>	<b>430.9</b>
Opponents.....	11	709	1357	2507	3864	351.3

ALL PURPOSE	G	Rush	Rec	PR	KOR	IR	Tot	Avg/G
Jackson, Brandon	11	739	249	0	115	0	1103	100.3
Lucky, Marlon	11	619	272	0	99	0	990	90.0
Nunn, Terrence	11	21	500	153	0	0	674	61.3
Purify, Maurice	11	0	533	0	0	0	533	48.5
Glenn, Cody	9	370	0	0	0	0	370	41.1
Wilson, Kenny	10	321	0	0	42	0	363	36.3
Hardy, Frantz	11	14	299	0	49	0	362	32.9
Swift, Nate	11	0	289	50	0	0	339	30.8
Peterson, Todd	11	0	235	0	0	0	235	21.4
Herian, Matt	11	0	150	0	0	0	150	13.6
Phillips, J.B.	11	0	75	0	0	0	75	6.8
Green, Tierre	11	0	0	0	59	15	74	6.7
Grixby, Cortney	11	0	0	66	0	3	69	6.3
Teafatiller, Hunter	11	0	63	0	0	0	63	5.7
Ruud, Bo	11	0	0	0	0	54	54	4.9
Thenarse, Rickey	11	0	0	0	0	25	25	2.3
Erickson, Dan	11	0	23	0	0	0	23	2.1
Mueller, Josh	11	0	21	0	0	0	21	1.9
Shanle, Andrew	11	0	0	0	0	19	19	1.7
Senske, Matt	4	0	13	0	0	0	13	3.2
Todd, Dane	11	0	9	0	0	0	9	0.8
Bradley, Stewart	11	0	0	-1	0	0	-1	-0.1
Ganz, Joe	3	-2	0	0	0	0	-2	-0.7
Carriker, Adam	11	0	0	0	0	-3	-3	-0.3
TEAM	6	-19	0	0	0	0	-19	-3.2
Taylor, Zac	11	-54	0	0	0	0	-54	-4.9
<b>Total.....</b>	<b>11</b>	<b>2009</b>	<b>2731</b>	<b>268</b>	<b>364</b>	<b>113</b>	<b>5485</b>	<b>498.6</b>
Opponents.....	11	1357	2507	68	899	27	4858	441.6



# Defensive Statistics

DEFENSIVE LEADERS	GP	-----Tackles-----			TFL/Yds	Sacks	---Pass Def---			QBH	Fumbles		Blkd	
		Solo	Ast	Total			No-Yards	Int-Yds	BrUp		Rcv-Yds	FF	Kick	Saf
34 Bradley, Stewart	11	34	30	64	5-12	.	.	1	5	3-0	2	.	.	
51 Ruud, Bo	11	32	27	59	7-31	2.0-23	2-54	2	2	1-7	3	.	.	
30 Green, Tierre	11	34	24	58	1-1	.	1-15	2	.	1-0	.	.	.	
25 Jones, Andre	11	36	17	53	1-1	.	1-0	7	.	.	.	.	.	
10 McKeon, Corey	10	22	27	49	4-9	.	.	2	2	1-0	1	.	.	
8 Shanle, Andrew	11	35	14	49	.	.	3-19	3	4	1-0	.	.	.	
2 Grixby, Cortney	11	31	10	41	2-3	.	1-3	9	.	1-0	1	.	.	
90 Carriker, Adam	11	18	23	41	12-33	4.0-18	1--3	3	11	.	.	1	.	
40 Brandenburg, Lance	11	17	20	37	3-7	0.5-1	.	.	.	.	1	.	.	
44 Moore, Jay	11	17	18	35	14-56	4.0-33	.	3	5	.	.	.	.	
94 Cryer, Barry	11	12	11	23	8-31	2.5-18	.	3	1	.	1	.	.	
15 Octavien, Steve	6	14	7	21	3-6	.	.	2	.	.	1	.	.	
54 Dagunduro, Ola	11	9	11	20	7-22	2.5-18	.	.	.	.	.	1	.	
93 Suh, Ndamukong	11	12	6	18	8-45	3.5-37	1-0	.	1	.	1	.	.	
99 Turner, Barry	11	11	6	17	4-12	1.5-11	.	1	5	1-0	.	1	.	
43 Steinkuhler, Ty	11	11	5	16	2-5	0.5-1	.	.	.	.	1	.	.	
46 Eisenhart, Ben	11	9	4	13	2-6	.	.	.	.	.	.	.	.	
26 Erickson, Dan	11	6	5	11	.	.	.	.	.	.	.	.	.	
23 Young, Corey	9	8	3	11	.	.	.	.	.	.	.	.	.	
6 Culbert, Major	9	5	4	9	.	.	.	.	.	.	.	.	.	
33 O'Hanlon, Matt	10	.	7	7	.	.	.	.	.	.	.	.	.	
24 Rigoni, Brandon	11	4	2	6	.	.	.	.	.	1-11	.	.	.	
17 Peterson, Todd	11	3	2	5	.	.	.	.	.	.	.	.	.	
47 Kadavy, Andy	10	2	2	4	.	.	.	.	.	.	.	.	.	
9K Wilson, Bryan	11	3	1	4	1-1	.	.	.	1	1-0	.	.	.	
52 Dillard, Phillip	1	3	1	4	.	.	.	.	.	.	.	.	.	
3 Thenarse, Rickey	11	2	2	4	.	.	1-25	1	.	.	.	.	.	
98 Potter, Zach	11	2	1	3	.	.	.	.	.	.	.	.	.	
37 Wesch, Jake	8	2	1	3	.	.	.	.	.	.	.	.	.	
86 Poulosky, Andy	6	1	1	2	1-3	.	.	.	1	.	.	.	.	
61 Huff, Mike	11	1	.	1	.	.	.	.	.	.	.	.	.	
18 Spain, Tyrell	9	.	1	1	.	.	.	.	.	.	.	.	.	
21 Brothers, Titus	2	1	.	1	.	.	.	.	.	.	.	.	.	
59 Byford, Brett	11	1	.	1	.	.	.	.	.	.	.	.	.	
41 Todd, Dane	11	1	.	1	.	.	.	.	.	.	.	.	.	
96 Johnson, Brandon	5	.	1	1	.	.	.	.	.	.	.	.	.	
88 Sievers, Clayton	6	1	.	1	.	.	.	.	.	.	.	.	.	
7 Hardy, Frantz	11	1	.	1	.	.	.	.	.	.	.	.	.	
29 Congdon, Jordan	11	1	.	1	.	.	.	.	.	.	.	.	.	
13 Taylor, Zac	11	1	.	1	.	.	.	.	.	.	.	.	.	
<b>Total.....</b>	<b>11</b>	<b>403</b>	<b>294</b>	<b>697</b>	<b>85-284</b>	<b>21-160</b>	<b>11-113</b>	<b>39</b>	<b>38</b>	<b>11-18</b>	<b>12</b>	<b>3</b>	.	
Opponents.....	11	-	-	-	-	24-176	4-27	34	9	12-21	15	.	.	



# Individual Game By Game

RUSHING	No-Yds/TD	TECH	NICH	USC	TROY	KU	ISU	KSU	UT	OSU	MU	A&M
Jackson, Brandon	134-739/6	3-36/1	7-29/0	2-1/0	11-60/1	4-28/0	22-116/1	16-92/0	7-40/0	21-182/2	32-111/1	9-44/0
Lucky, Marlon	112-619/6	13-79/1	18-103/1	10-27/0	10-156/3	13-40/0	-	12-71/1	3-5/0	9-42/0	12-44/0	12-52/0
Glenn, Cody	71-370/8	13-88/1	11-47/2	-	DNP	7-33/1	19-148/2	10-22/0	4-6/0	1-1/0	DNP	6-25/2
Wilson, Kenny	71-321/3	15-47/0	9-79/1	19-46/0	19-106/2	4-33/0	-	-	2--1/0	1-3/0	DNP	2-8/0
Nunn, Terrence	3-21/0	-	-	-	1-0/0	-	-	-	-	-	2-21/0	-
Hardy, Frantz	3-14/0	-	-	-	-	1--2/0	-	-	1-13/0	1-3/0	-	-
Ganz, Joe	2--2/0	-	1-10/0	DNP	1--12/0	DNP	DNP	DNP	DNP	DNP	DNP	DNP
TEAM	6--19/0	2--7/0	1--4/0	DNP	1--2/0	1--4/0	DNP	DNP	DNP	-	DNP	1--2/0
Taylor, Zac	47--54/1	2-9/0	3--3/0	5--6/1	3-8/0	2--12/0	4--13/0	5-5/0	7--25/0	7--20/0	1-7/0	8--4/0

RECEIVING	No-Yds/TD	TECH	NICH	USC	TROY	KU	ISU	KSU	UT	OSU	MU	A&M
Purify, Maurice	27-533/7	1-28/0	2-61/1	-	2-45/0	4-91/0	2-35/1	4-73/0	2-84/1	6-65/2	2-21/1	2-30/1
Nunn, Terrence	33-500/2	5-54/0	3-22/0	2-31/0	4-102/0	3-98/1	2-11/0	1-18/0	5-84/0	3-17/0	2-35/1	3-28/0
Hardy, Frantz	13-299/3	2-24/0	1-14/1	-	1-16/0	3-159/2	2-8/0	-	-	3-52/0	-	1-26/0
Swift, Nate	16-289/1	3-46/0	-	-	3-79/0	2-25/0	1-4/0	2-29/0	1-25/1	1-8/0	2-56/0	1-17/0
Lucky, Marlon	24-272/0	3-42/0	1-13/0	1-12/0	1-2/0	2-16/0	3-28/0	1-4/0	1-6/0	3-47/0	4-46/0	4-56/0
Jackson, Brandon	20-249/1	-	3-25/0	4-36/0	-	-	1-0/0	2-14/0	2-77/1	3-24/0	3-61/0	2-12/0
Peterson, Todd	17-235/2	2-30/0	1-31/0	1-28/0	-	1-6/1	2-25/0	-	1-5/0	2-28/0	-	7-82/1
Herian, Matt	12-150/2	3-61/1	4-38/1	1-36/0	-	-	2-6/0	-	2-9/0	-	-	-
Phillips, J.B.	12-75/2	2-8/1	3-17/0	-	2-16/1	-	2-14/0	1-8/0	2-12/0	-	-	-
Teafattiler, Hunter	3-63/3	1-29/1	-	-	-	-	-	1-17/1	-	-	1-17/1	-
Erickson, Dan	2-23/0	-	1-7/0	-	-	-	-	-	-	-	-	1-16/0
Mueller, Josh	4-21/2	2-10/1	-	-	1-8/0	-	-	1-3/1	-	-	-	-
Senske, Matt	2-13/1	-	-	DNP	2-13/1	DNP	DNP	DNP	DNP	DNP	DNP	-
Todd, Dane	2-9/1	-	2-9/1	-	-	-	-	-	-	-	-	-

## PASSING

Taylor, Zac	Att	Comp	Int	Pct	Yards	TD	Long	Sack	Yds	Effic
Louisiana Tech	33	22	1	66.7	287	3	31	0	0	163.7
Nicholls State	23	19	0	82.6	202	4	42	1	5	213.8
USC	16	8	0	50.0	115	0	36	1	11	110.4
Troy	17	14	1	82.4	268	1	67	0	0	222.4
Kansas	33	15	0	45.5	395	4	78	2	12	186.0
Iowa State	21	17	0	81.0	131	1	27	2	21	149.1
Kansas State	21	12	0	57.1	149	1	32	4	19	132.5
Texas	28	15	1	53.6	277	2	63	4	29	153.1
Oklahoma State	39	21	0	53.8	241	2	27	5	46	122.7
Missouri	21	13	0	61.9	208	2	47	0	0	176.5
Texas A&M	35	21	1	60.0	267	2	42	4	21	137.2
<b>TOTALS</b>	<b>287</b>	<b>177</b>	<b>4</b>	<b>61.7</b>	<b>2540</b>	<b>22</b>	<b>78</b>	<b>23</b>	<b>164</b>	<b>158.5</b>

Ganz, Joe	Att	Comp	Int	Pct	Yards	TD	Long	Sack	Yds	Effic
Louisiana Tech	3	2	0	66.7	45	1	29	0	0	302.7
Nicholls State	3	2	0	66.7	35	0	31	0	0	164.7
Troy	6	2	0	33.3	13	1	12	1	12	106.5
<b>TOTALS</b>	<b>12</b>	<b>6</b>	<b>0</b>	<b>50.0</b>	<b>93</b>	<b>2</b>	<b>31</b>	<b>1</b>	<b>12</b>	<b>170.1</b>

PUNT RETURNS	No-Yds	TECH	NICH	USC	TROY	KU	ISU	KSU	UT	OSU	MU	A&M
Nunn, Terrence	18-153	3-10	5-68	3-27	2-2	1-29	2-11	2-6	-	-	-	-
Grixby, Cortney	8-66	-	-	-	-	1-9	-	-	-	2-27	3-24	2-6
Swift, Nate	3-50	-	2-49	-	-	-	-	-	1-1	-	-	-
TEAM	1-0	-	1-0	DNP	-	-	DNP	DNP	DNP	-	DNP	-
Bradley, Stewart	1--1	1--1	-	-	-	-	-	-	-	-	-	-

KICK RETURNS	No-Yds	TECH	NICH	USC	TROY	KU	ISU	KSU	UT	OSU	MU	A&M
Jackson, Brandon	6-115	-	-	1-15	-	1-17	1-24	-	2-45	-	-	1-14
Lucky, Marlon	5-99	-	-	-	-	-	-	-	1-10	-	3-61	1-28
Green, Tierre	3-59	1-14	1-23	1-22	-	-	-	-	-	-	-	-
Hardy, Frantz	3-49	-	-	-	-	-	-	-	-	3-49	-	-
Wilson, Kenny	2-42	-	-	-	1-27	-	-	1-15	-	-	DNP	-
Peterson, Todd	1-0	-	-	-	-	-	1-0	-	-	-	-	-



# Individual Defense Game By Game

TOTAL TACKLES	UA-A	TOT	TECH	NICH	USC	TROY	KU	ISU	KSU	UT	OSU	MU	A&M
Bradley, Stewart	34-30	64	2-1	2-2	3-7	1-3	5-3	3-2	6-4	6-1	3-1	0-2	3-4
Ruud, Bo	32-27	59	-	1-4	4-5	2-2	2-4	4-5	2-1	7-1	2-0	5-2	3-3
Green, Tierre	34-24	58	2-2	5-0	1-4	2-5	4-3	2-2	3-1	4-3	4-1	5-1	2-2
Jones, Andre	36-17	53	0-1	0-1	5-2	2-1	5-2	7-0	4-3	5-2	4-1	1-3	3-1
McKeon, Corey	22-27	49	2-2	3-1	4-5	1-3	3-6	4-2	1-0	1-1	3-1	DNP	0-6
Shanle, Andrew	35-14	49	2-2	2-1	0-1	2-2	6-0	2-0	2-0	4-2	8-1	5-1	2-4
Grixby, Cortney	31-10	41	5-1	1-0	4-3	3-0	4-0	1-0	2-0	0-1	5-0	3-2	3-3
Carriker, Adam	18-23	41	1-2	2-4	0-2	2-1	3-5	-	-	2-3	5-1	2-0	1-5
Brandenburgh, Lance	17-20	37	-	-	4-0	0-1	3-2	0-2	1-3	4-3	2-2	2-3	1-4
Moore, Jay	17-18	35	2-0	2-2	1-0	1-0	1-4	2-3	1-1	2-2	1-1	3-3	1-2
Cryer, Barry	12-11	23	-	1-1	2-0	0-2	4-3	2-2	1-1	1-1	1-0	0-1	-
Octavien, Steve	14-7	21	2-0	2-4	1-0	DNP	DNP	DNP	DNP	7-3	-	DNP	2-0
Dagunduro, Ola	9-11	20	0-1	-	2-0	2-0	1-1	0-1	2-0	0-2	1-2	1-2	0-2
Suh, Ndamukong	12-6	18	0-1	2-1	1-0	2-1	0-1	1-1	3-0	1-0	1-0	1-0	0-1
Turner, Barry	11-6	17	1-1	1-1	1-1	1-0	1-0	1-2	-	1-0	-	2-0	2-1
Steinkuhler, Ty	11-5	16	1-0	1-1	4-0	4-1	-	-	0-1	0-1	-	1-0	0-1
Eisenhart, Ben	9-4	13	1-1	3-1	-	-	1-0	1-0	0-1	-	1-1	1-0	1-0
Erickson, Dan	6-5	11	1-3	0-1	1-0	1-1	2-0	-	-	-	-	1-0	-
Young, Corey	8-3	11	DNP	1-2	1-0	2-0	0-1	2-0	-	-	2-0	DNP	-
Culbert, Major	5-4	9	-	0-1	DNP	-	0-1	-	1-0	-	DNP	4-2	-
O'Hanlon, Matt	0-7	7	0-3	0-2	-	0-1	-	-	0-1	-	-	-	DNP
Rigoni, Brandon	4-2	6	1-0	0-1	1-0	1-0	-	-	-	-	-	-	1-1
Peterson, Todd	3-2	5	-	-	-	-	-	-	1-0	2-0	0-1	-	0-1
Thenarse, Rickey	2-2	4	-	0-1	-	1-0	1-0	-	-	-	0-1	-	-
Dillard, Phillip	3-1	4	3-1	DNP	DNP	DNP	DNP	DNP	DNP	DNP	DNP	DNP	DNP
Kadavy, Andy	2-2	4	-	0-1	-	1-0	-	-	-	DNP	-	0-1	1-0
Wilson, Bryan	3-1	4	-	1-0	-	-	-	-	1-1	-	1-0	-	-
Potter, Zach	2-1	3	-	1-0	-	-	-	-	-	-	1-0	-	0-1
Wesch, Jake	2-1	3	-	-	DNP	-	DNP	DNP	-	-	1-0	1-1	-
Poulosky, Andy	1-1	2	-	0-1	DNP	1-0	DNP	-	-	DNP	-	DNP	DNP
Brothers, Titus	1-0	1	1-0	DNP	DNP	DNP	DNP	DNP	DNP	-	DNP	DNP	DNP
Johnson, Brandon	0-1	1	DNP	0-1	DNP	-	DNP	DNP	-	-	-	DNP	DNP
Sievers, Clayton	1-0	1	-	-	-	DNP	DNP	DNP	DNP	-	DNP	-	1-0
Spain, Tyrell	0-1	1	-	0-1	DNP	-	-	-	-	-	-	-	DNP
Todd, Dane	1-0	1	-	-	-	-	-	-	1-0	-	-	-	-
Taylor, Zac	1-0	1	1-0	-	-	-	-	-	-	-	-	-	-
Congdon, Jordan	1-0	1	-	-	-	-	-	-	1-0	-	-	-	-
Byford, Brett	1-0	1	-	-	-	-	1-0	-	-	-	-	-	-
Huff, Mike	1-0	1	-	-	-	-	-	-	-	-	-	-	1-0
Hardy, Frantz	1-0	1	-	-	-	-	-	-	-	1-0	-	-	-



# Individual Defense Game By Game

INT. RETURNS	No-Yds	TECH	NICH	USC	TROY	KU	ISU	KSU	UT	OSU	MU	A&M
Shanle, Andrew	3-19	-	-	-	1-0	2-19	-	-	-	-	-	-
Ruud, Bo	2-54	1-14	-	-	-	-	-	-	-	-	1-40	-
Suh, Ndamukong	1-0	-	-	-	-	-	-	1-0	-	-	-	-
Carriker, Adam	1--3	-	-	-	-	-	-	-	-	-	1--3	-
Jones, Andre	1-0	-	-	-	-	1-0	-	-	-	-	-	-
Thenarse, Rickey	1-25	-	-	-	-	-	-	1-25	-	-	-	-
Grixby, Cortney	1-3	-	-	-	-	-	1-3	-	-	-	-	-
Green, Tierre	1-15	-	-	-	-	-	-	-	-	1-15	-	-

FUMBLE RETURNS	No-Yds	TECH	NICH	USC	TROY	KU	ISU	KSU	UT	OSU	MU
Rigoni, Brandon	1-11	-	-	-	1-11	-	-	-	-	-	-
Ruud, Bo	1-7	-	-	-	-	-	-	-	-	-	1-7

SACKS	UA-A	TOT	TECH	NICH	USC	TROY	KU	ISU	KSU	UT	OSU	MU	A&M
Carriker, Adam	4-0	4.0	1.0-7	-	-	-	-	-	-	-	2.0-10	-	1.0-1
Moore, Jay	4-0	4.0	1.0-10	-	-	1.0-6	-	-	1.0-13	1.0-4	-	-	-
Suh, Ndamukong	3-1	3.5	-	-	1.0-7	1.5-16	-	-	1.0-14	-	-	-	-
Dagunduro, Ola	2-1	2.5	-	-	-	1.0-10	-	-	1.0-6	-	-	-	0.5-2
Cryer, Barry	2-1	2.5	-	-	-	0.5-4	-	1.0-9	-	1.0-5	-	-	-
Ruud, Bo	2-0	2.0	-	-	-	-	-	-	-	1.0-10	-	1.0-13	-
Turner, Barry	1-1	1.5	-	-	-	-	-	-	-	-	-	-	1.5-11
Brandenburgh, Lance	0-1	0.5	-	-	-	-	-	-	0.5-1	-	-	-	-
Steinkuhler, Ty	0-1	0.5	-	-	-	-	-	-	0.5-1	-	-	-	-

TACKLES FOR LOSS	UA-A	TOT	TECH	NICH	USC	TROY	KU	ISU	KSU	UT	OSU	MU	A&M
Moore, Jay	9-5	14	2-12	1-4	-	1-6	-	1-3	1-13	3-8	1-1	3-8	1-1
Carriker, Adam	9-3	12	2-7	1-1	-	1-3	3-3	-	-	-	3-16	-	2-3
Suh, Ndamukong	6-2	8	1-1	-	1-7	3-19	-	1-2	2-16	-	-	-	-
Cryer, Barry	6-2	8	-	1-4	-	1-4	2-4	1-9	1-4	1-5	-	1-1	-
Ruud, Bo	4-3	7	-	-	-	-	1-1	2-4	1-3	2-10	-	1-13	-
Dagunduro, Ola	4-3	7	-	-	-	2-11	-	-	2-8	1-0	1-1	-	1-2
Bradley, Stewart	2-3	5	-	-	1-1	1-8	1-1	-	1-1	-	-	-	1-1
McKeon, Corey	2-2	4	-	1-2	-	-	-	1-4	-	-	-	DNP	2-3
Turner, Barry	1-3	4	-	-	1-0	-	-	1-1	-	-	-	-	2-11
Brandenburgh, Lance	2-1	3	-	-	1-3	-	-	-	2-4	-	-	-	-
Octavien, Steve	3-0	3	-	-	-	DNP	DNP	DNP	DNP	2-3	-	DNP	1-3
Steinkuhler, Ty	1-1	2	-	-	-	1-4	-	-	1-1	-	-	-	-
Grixby, Cortney	1-1	2	-	-	-	-	-	-	-	-	-	-	2-3
Eisenhart, Ben	2-0	2	-	2-6	-	-	-	-	-	-	-	-	-
Jones, Andre	0-1	1	-	-	-	-	-	-	-	1-1	-	-	-
Green, Tierre	0-1	1	-	-	-	-	1-1	-	-	-	-	-	-
Wilson, Bryan	0-1	1	-	-	-	-	-	-	1-1	-	-	-	-
Poulosky, Andy	1-0	1	-	-	DNP	1-3	DNP	-	-	DNP	-	DNP	DNP



# Nebraska Team Game By Game

Date	Opponent	---RUSHING---				---RECEIVING---				-----PASSING-----				---KICK RET---				---PUNT RET---				All Purp		
		No.	Yds	TD	Lg	No.	Yds	TD	Lg	Att	Cmp	Int	Yds	TD	Lg	No	Yds	TD	Lg	No	Yds		TD	Lg
Sept. 2, 2006	LOUISIANA TECH	48	252	3	25	24	332	4	31	36	24	1	332	4	31	1	14	0	14	4	9	0	12	621
Sept. 9, 2006	NICHOLLS STATE	50	261	4	30	21	237	4	42	26	21	0	237	4	42	1	23	0	23	8	117	0	33	638
Sept. 16, 2006	at USC	36	68	1	10	9	143	0	36	17	9	0	143	0	36	2	37	0	22	3	27	0	31	275
Sept. 23, 2006	TROY	46	316	6	51	16	281	2	67	23	16	1	281	2	67	1	27	0	27	2	2	0	3	626
Sept. 30, 2006	KANSAS	32	116	1	24	15	395	4	78	33	15	0	395	4	78	1	17	0	17	2	38	0	29	585
Oct. 7, 2006	at Iowa State	45	251	3	36	17	131	1	27	21	17	0	131	1	27	2	24	0	24	2	11	0	8	420
Oct. 14, 2006	at Kansas State	43	190	1	48	13	166	2	32	22	13	0	166	2	32	1	15	0	15	2	6	0	8	402
Oct. 21, 2006	TEXAS	24	38	0	18	16	302	3	63	29	16	1	302	3	63	3	55	0	24	1	1	0	1	396
Oct. 28, 2006	at Oklahoma State	40	211	2	28	21	241	2	27	39	21	0	241	2	27	3	49	0	22	2	27	0	16	543
Nov. 4, 2006	MISSOURI	47	183	1	18	14	236	3	47	22	14	0	236	3	47	3	61	0	32	3	24	0	12	541
Nov. 11, 2006	at Texas A&M	38	123	2	17	21	267	2	42	36	21	1	267	2	42	2	42	0	28	2	6	0	4	438
	<b>Totals</b>	<b>449</b>	<b>2009</b>	<b>24</b>	<b>51</b>	<b>187</b>	<b>2731</b>	<b>27</b>	<b>78</b>	<b>304</b>	<b>187</b>	<b>4</b>	<b>2731</b>	<b>27</b>	<b>78</b>	<b>20</b>	<b>364</b>	<b>0</b>	<b>32</b>	<b>31</b>	<b>268</b>	<b>0</b>	<b>33</b>	<b>5485</b>
	Opponent	342	1357	11	57	198	2507	13	56	367	198	11	2507	13	56	52	899	0	78	11	68	0	16	4858

Date	Opponent	-----TACKLES-----					---SACKS---			---FUMBLE---			Pass Int-Yds	Blkd QBH	---Kicks---	-----XPTS---							
		Solo	Ast	Total	TFL	Yds	No-Yds	FF	FR-Yds	Int-Yds	QBH	Brk				Kick	Att-Mad	Run	Rcv	Saf	Pts		
Sept. 2, 2006	LOUISIANA TECH	28	22	50	5	20	2	0	1	2	0	1	14	7	1	0	7	7	0	0	0	0	49
Sept. 9, 2006	NICHOLLS STATE	31	36	67	6	17	0	0	1	3	0	0	0	3	2	0	8	8	0	0	0	0	56
Sept. 16, 2006	at USC	40	30	70	4	11	1	0	1	0	0	0	0	0	5	0	1	1	0	0	0	0	10
Sept. 23, 2006	TROY	32	24	56	11	58	4	0	2	2	11	1	0	3	2	0	8	8	0	0	0	0	56
Sept. 30, 2006	KANSAS	47	36	83	8	10	0	0	1	1	0	3	19	4	5	0	4	4	0	1	0	0	39
Oct. 7, 2006	at Iowa State	32	22	54	7	23	1	0	0	0	0	1	3	5	3	0	4	4	0	0	0	0	28
Oct. 14, 2006	at Kansas State	33	18	51	12	51	4	0	0	0	0	2	25	9	4	0	3	3	0	0	0	0	21
Oct. 21, 2006	TEXAS	48	26	74	10	27	3	0	4	1	0	0	0	3	6	1	2	2	0	0	0	0	20
Oct. 28, 2006	at Oklahoma State	46	14	60	5	18	2	0	1	1	0	1	15	0	3	1	3	2	0	0	0	0	29
Nov. 4, 2006	MISSOURI	38	24	62	5	22	1	0	1	1	7	2	37	3	2	0	4	4	0	0	0	0	34
Nov. 11, 2006	at Texas A&M	28	42	70	12	27	3	0	0	0	0	0	0	0	6	1	4	4	0	0	0	0	28
	<b>Totals</b>	<b>403</b>	<b>294</b>	<b>697</b>	<b>85</b>	<b>284</b>	<b>21</b>	<b>0</b>	<b>12</b>	<b>11</b>	<b>18</b>	<b>11</b>	<b>113</b>	<b>38</b>	<b>39</b>	<b>3</b>	<b>48</b>	<b>47</b>	<b>0</b>	<b>1</b>	<b>0</b>	<b>0</b>	<b>370</b>
	Opponent	403	426	829	65	243	24	0	15	12	21	4	27	9	34	0	22	19	0	1	0	0	204

Date	Opponent	-----PUNTING-----										---FIELD GOALS---			-----KICKOFFS-----					
		No	Yds	Avg	Long	Blkd	TB	FC	50+	I20	Att-Made	Lg	Blkd	No	Yds	Avg	TB	OB		
Sept. 2, 2006	LOUISIANA TECH	3	127	42.3	53	0	1	0	1	1	0	0	0	0	0	8	457	57.1	0	0
Sept. 9, 2006	NICHOLLS STATE	1	41	41.0	41	0	0	1	0	1	1	0	0	0	0	9	474	52.7	0	0
Sept. 16, 2006	at USC	5	193	38.6	50	0	0	1	1	1	1	0	1	38	0	3	188	62.7	0	0
Sept. 23, 2006	TROY	2	72	36.0	37	0	0	1	0	0	0	0	0	0	0	9	518	57.6	1	0
Sept. 30, 2006	KANSAS	7	269	38.4	51	0	0	5	1	3	3	0	1	21	0	6	352	58.7	0	0
Oct. 7, 2006	at Iowa State	6	246	41.0	48	0	0	4	0	2	2	0	0	0	0	5	294	58.8	2	0
Oct. 14, 2006	at Kansas State	8	305	38.1	48	0	1	2	0	4	4	0	0	0	0	4	244	61.0	1	0
Oct. 21, 2006	TEXAS	6	244	40.7	50	0	0	5	1	4	4	0	0	0	0	4	233	58.2	1	0
Oct. 28, 2006	at Oklahoma State	5	206	41.2	58	0	0	1	1	0	0	0	2	1	26	6	297	49.5	0	1
Nov. 4, 2006	MISSOURI	2	73	36.5	41	0	0	1	0	1	1	0	2	2	40	7	432	61.7	3	0
Nov. 11, 2006	at Texas A&M	6	248	41.3	47	0	0	1	0	1	1	0	0	0	0	5	313	62.6	3	0
	<b>Totals</b>	<b>51</b>	<b>2024</b>	<b>39.7</b>	<b>58</b>	<b>0</b>	<b>2</b>	<b>22</b>	<b>5</b>	<b>18</b>	<b>7</b>	<b>5</b>	<b>40</b>	<b>0</b>	<b>66</b>	<b>3802</b>	<b>57.6</b>	<b>11</b>	<b>1</b>	
	Opponent	62	2497	40.3	60	0	3	7	9	14	15	11	54	1	44	2627	59.7	21	1	



# Opponent Team Game By Game

Date	Opponent	I--RUSHING--I				I--RECEIVING--I				I-----PASSING-----I				I--KICK RET--I			I--PUNT RET--I			All Purp				
		No.	Yds	TD	Lg	No.	Yds	TD	Lg	Att	Cmp	Int	Yds	TD	Lg	No	Yds	TD	Lg		No	Yds	TD	Lg
Sept. 2, 2006	LOUISIANA TECH	21	67	0	19	13	238	1	56	32	13	1	238	1	56	8	141	0	29	2	16	0	13	469
Sept. 9, 2006	NICHOLLS STATE	47	187	1	49	0	0	0	0	3	0	0	0	0	0	7	86	0	26	0	0	0	0	273
Sept. 16, 2006	at USC	31	142	1	26	25	257	3	21	37	25	0	257	3	21	3	43	0	17	1	4	0	4	446
Sept. 23, 2006	TROY	27	48	0	17	15	92	0	25	24	15	0	92	0	25	8	109	0	34	1	-1	0	0	246
Sept. 30, 2006	KANSAS	40	169	2	41	27	405	2	46	54	27	3	405	2	46	6	91	0	27	0	0	0	0	665
Oct. 7, 2006	at Iowa State	24	53	1	17	18	262	1	29	39	18	1	262	1	29	3	35	0	19	1	16	0	16	366
Oct. 14, 2006	at Kansas State	18	22	0	38	23	272	0	30	47	23	2	272	0	30	3	68	0	30	2	12	0	7	374
Oct. 21, 2006	TEXAS	34	128	0	27	25	220	2	55	40	25	0	220	2	55	3	119	0	78	0	0	0	0	473
Oct. 28, 2006	at Oklahoma State	41	267	3	56	13	229	2	55	21	13	1	229	2	55	5	112	0	39	1	6	0	6	614
Nov. 4, 2006	MISSOURI	32	119	0	24	20	244	2	49	38	20	2	244	2	49	4	59	0	17	0	0	0	0	422
Nov. 11, 2006	at Texas A&M	27	155	3	57	19	288	0	47	32	19	0	288	0	47	2	36	0	21	3	15	0	8	510
	<b>Opponent totals</b>	<b>342</b>	<b>1357</b>	<b>11</b>	<b>57</b>	<b>198</b>	<b>2507</b>	<b>13</b>	<b>56</b>	<b>367</b>	<b>198</b>	<b>11</b>	<b>2507</b>	<b>13</b>	<b>56</b>	<b>52</b>	<b>899</b>	<b>0</b>	<b>78</b>	<b>11</b>	<b>68</b>	<b>0</b>	<b>16</b>	<b>4858</b>
	Nebraska	449	2009	24	51	187	2731	27	78	304	187	4	2731	27	78	20	364	0	32	31	268	0	33	5485

Date	Opponent	I-----TACKLES-----I					I-SACKS-I			I-FUMBLE-I			Pass QBH	Blkd Brk	I-Kicks-----XPTS-I									
		Solo	Ast	Total	TFL	Yds	No	Yds	FF	FR	Yds	Int			Yds	Att	Mad	Run	Rcv	Saf	Pts			
Sept. 2, 2006	LOUISIANA TECH	37	54	91	2	3	0	0	0	2	1	0	1	7	0	5	0	1	1	0	0	0	0	10
Sept. 9, 2006	NICHOLLS STATE	41	56	97	1	5	1	0	5	0	1	0	0	0	0	0	0	1	1	0	0	0	0	7
Sept. 16, 2006	at USC	35	24	59	7	22	1	0	11	1	1	0	0	0	2	0	4	4	0	0	0	0	0	28
Sept. 23, 2006	TROY	39	34	73	2	15	1	0	12	0	0	0	1	2	0	0	0	0	0	0	0	0	0	0
Sept. 30, 2006	KANSAS	29	28	57	4	16	2	0	12	3	3	2	0	0	3	8	0	3	2	0	0	0	0	32
Oct. 7, 2006	at Iowa State	39	46	85	6	26	2	0	21	2	1	0	0	0	2	1	0	2	2	0	0	0	0	14
Oct. 14, 2006	at Kansas State	40	32	72	16	38	4	0	19	2	0	0	0	0	3	0	0	0	0	0	0	0	0	3
Oct. 21, 2006	TEXAS	28	20	48	8	33	4	0	29	2	2	0	1	6	0	2	0	2	1	0	0	0	0	22
Oct. 28, 2006	at Oklahoma State	49	22	71	7	55	5	0	46	1	1	19	0	0	1	4	0	6	5	0	0	0	0	41
Nov. 4, 2006	MISSOURI	49	30	79	5	6	0	0	0	2	2	0	0	0	1	1	0	2	2	0	0	0	0	20
Nov. 11, 2006	at Texas A&M	17	80	97	7	24	4	0	21	0	0	0	1	16	0	6	0	1	1	0	1	0	0	27
	<b>Opponent totals</b>	<b>403</b>	<b>426</b>	<b>829</b>	<b>65</b>	<b>243</b>	<b>24</b>	<b>0</b>	<b>176</b>	<b>15</b>	<b>12</b>	<b>21</b>	<b>4</b>	<b>27</b>	<b>9</b>	<b>34</b>	<b>0</b>	<b>22</b>	<b>19</b>	<b>0</b>	<b>1</b>	<b>0</b>	<b>0</b>	<b>204</b>
	Nebraska	403	294	697	85	284	21	0	160	12	11	18	11	113	38	39	3	48	47	0	1	0	0	370

Date	Opponent	I-----PUNTING-----I										I--FIELD GOALS--I			I-----KICKOFFS-----I				
		No	Yds	Avg	Long	Blkd	TB	FC	50+	120	Att	Made	Lg	Blkd	No	Yds	Avg	TB	OB
Sept. 2, 2006	LOUISIANA TECH	7	224	32.0	46	0	0	0	0	1	1	1	23	0	3	133	44.3	0	0
Sept. 9, 2006	NICHOLLS STATE	8	311	38.9	47	0	0	0	0	0	0	0	0	0	2	107	53.5	0	0
Sept. 16, 2006	at USC	4	167	41.8	51	0	0	0	1	1	0	0	0	0	5	317	63.4	3	0
Sept. 23, 2006	TROY	8	325	40.6	52	0	0	1	1	2	0	0	0	0	1	65	65.0	0	0
Sept. 30, 2006	KANSAS	6	265	44.2	60	0	1	0	2	2	2	2	35	0	6	392	65.3	5	0
Oct. 7, 2006	at Iowa State	5	216	43.2	46	0	0	1	0	1	0	0	0	0	2	122	61.0	1	0
Oct. 14, 2006	at Kansas State	7	283	40.4	55	0	1	3	1	1	2	1	53	0	2	123	61.5	1	0
Oct. 21, 2006	TEXAS	5	215	43.0	53	0	0	1	1	2	5	3	22	0	6	278	46.3	2	1
Oct. 28, 2006	at Oklahoma State	3	112	37.3	51	0	0	1	1	1	0	0	0	0	7	455	65.0	4	0
Nov. 4, 2006	MISSOURI	4	156	39.0	46	0	0	0	0	1	2	2	54	0	4	252	63.0	1	0
Nov. 11, 2006	at Texas A&M	5	223	44.6	57	0	1	0	2	2	3	2	37	1	6	383	63.8	4	0
	<b>Opponent totals</b>	<b>62</b>	<b>2497</b>	<b>40.3</b>	<b>60</b>	<b>0</b>	<b>3</b>	<b>7</b>	<b>9</b>	<b>14</b>	<b>15</b>	<b>11</b>	<b>54</b>	<b>1</b>	<b>44</b>	<b>2627</b>	<b>59.7</b>	<b>21</b>	<b>1</b>
	Nebraska	51	2024	39.7	58	0	2	22	5	18	7	5	40	0	66	3802	57.6	11	1



# Team Comparison

Opponent	Score	1st Downs	Rushing	Passing	Pass Yds	Plays	Tot Yds	Ret Yds	Pen Yds	T/O
LOUISIANA TECH	49-10	30/13	48-252/21-67	36-24-1/32-13-1	332/238	84/53	584/305	37/164	45/25	2/3
NICHOLLS STATE	56-7	30/7	50-261/47-187	26-21-0/3-0-0	237/0	76/50	498/187	140/86	20/46	1/3
USC	10-28	10/26	36-68/31-142	17-9-0/37-25-0	143/257	53/68	211/399	64/47	51/46	1/0
TROY	56-0	25/10	46-316/27-48	23-16-1/24-15-1	281/92	69/51	597/140	40/106	65/80	1/3
KANSAS	39-32	16/26	32-116/40-169	33-15-0/54-27-3	395/405	65/94	511/574	74/93	35/25	3/4
Iowa State	28-14	17/18	45-251/24-53	21-17-0/39-18-1	131/262	66/63	382/315	38/51	70/45	1/1
Kansas State	21-3	16/17	43-190/18-22	22-13-0/47-23-2	166/272	65/65	356/294	46/80	20/35	0/2
TEXAS	20-22	15/21	24-38/34-128	29-16-1/40-25-0	302/220	53/74	340/348	56/125	67/42	3/1
Oklahoma State	29-41	29/25	40-211/41-267	39-21-0/21-13-1	241/229	79/62	452/496	91/137	40/42	1/2
MISSOURI	34-20	20/21	47-183/32-119	22-14-0/38-20-2	236/244	69/70	419/363	129/59	19/15	2/3
Texas A&M	28-27	19/13	38-123/27-155	36-21-1/32-19-0	267/288	74/59	390/443	48/67	43/38	1/0
<b>Totals</b>	<b>370-204</b>	<b>227/197</b>	<b>449-2009/342-1357</b>	<b>304-187-4/367-198-11</b>	<b>2731/2507</b>	<b>753/709</b>	<b>4740/3864</b>	<b>763/1015</b>	<b>475/439</b>	<b>16/22</b>

Note: Game totals are displayed in the format TEAM/OPPONENT for each category

Opponent	3rd Down	4th Down	Time Poss	Margin	Yds/Rush	Yds/Pass	Yds/Play	Punting
LOUISIANA TECH	11-16/5-14	1-2/0-0	35:05/24:55	10:10	5.2/3.2	9.2/7.4	7.0/5.8	3-42.3/7-32.0
NICHOLLS STATE	7-12/3-13	2-3/1-2	33:44/26:16	7:28	5.2/4.0	9.1/0.0	6.6/3.7	1-41.0/8-38.9
USC	5-14/9-15	2-3/1-2	28:36/31:24	-2:48	1.9/4.6	8.4/6.9	4.0/5.9	5-38.6/4-41.8
TROY	7-11/1-11	1-1/1-2	36:14/23:46	12:28	6.9/1.8	12.2/3.8	8.7/2.7	2-36.0/8-40.6
KANSAS	3-12/6-18	0-0/1-2	26:31/33:29	-6:58	3.6/4.2	12.0/7.5	7.9/6.1	7-38.4/6-44.2
Iowa State	5-12/4-12	0-0/0-3	36:55/23:05	13:50	5.6/2.2	6.2/6.7	5.8/5.0	6-41.0/5-43.2
Kansas State	7-17/1-13	2-2/2-4	34:51/25:09	9:42	4.4/1.2	7.5/5.8	5.5/4.5	8-38.1/7-40.4
TEXAS	4-13/7-18	0-0/0-0	25:24/34:36	-9:12	1.6/3.8	10.4/5.5	6.4/4.7	6-40.7/5-43.0
Oklahoma State	7-16/6-11	1-1/0-1	34:59/25:01	9:58	5.3/6.5	6.2/10.9	5.7/8.0	5-41.2/3-37.3
MISSOURI	11-17/3-13	0-1/3-4	35:11/24:49	10:22	3.9/3.7	10.7/6.4	6.1/5.2	2-36.5/4-39.0
Texas A&M	7-15/5-14	1-2/0-1	32:52/27:08	5:44	3.2/5.7	7.4/9.0	5.3/7.5	6-41.3/5-44.6
<b>Totals</b>	<b>74-155/50-152</b>	<b>10-15/9-21</b>	<b>360:22/299:38</b>	<b>60:44</b>	<b>4.5/4.0</b>	<b>9.0/6.8</b>	<b>6.3/5.4</b>	<b>51-39.7/62-40.3</b>

Note: Game totals are displayed in the format TEAM/OPPONENT for each category

# Nebraska Red Zone Chart

## NEBRASKA INSIDE OPPONENTS RED-ZONE

Date	Opponent	Score	Times In RZ	Times Scored	Pts	Total TDs	Rush TDs	Pass TDs	FGs Made	FGA	Downs	Int	Fumb	Half	Game
Sept. 2	Louisiana Tech	W, 49-10	7	5	35	5	2	3	0	0	0	1	1	0	0
Sept. 9	Nicholls State	W, 56-7	8	7	49	7	4	3	0	1	0	0	0	0	0
Sept. 16	at USC	L, 10-28	1	1	7	1	1	0	0	0	0	0	0	0	0
Sept. 23	Troy	W, 56-0	6	5	35	5	3	2	0	0	0	0	0	1	0
*Sept. 30	Kansas	W, 39-32	3	3	17	2	1	1	1	0	0	0	0	0	0
*Oct. 7	at Iowa State	W, 28-14	3	3	21	3	3	0	0	0	0	0	0	0	0
*Oct. 14	at Kansas State	W, 21-3	2	2	14	2	0	2	0	0	0	0	0	0	0
*Oct. 21	Texas	L, 20-22	0	0	0	0	0	0	0	0	0	0	0	0	0
*Oct. 28	at Oklahoma State	L, 29-41	3	3	16	2	1	1	1	0	0	0	0	0	0
*Nov. 4	Missouri	W, 34-20	4	4	24	3	1	2	1	0	0	0	0	0	0
*Nov. 11	at Texas A&M	W, 28-27	4	4	28	4	2	2	0	0	0	0	0	0	0
<b>Totals</b>			<b>41</b>	<b>37</b>	<b>246</b>	<b>34</b>	<b>18</b>	<b>16</b>	<b>3</b>	<b>1</b>	<b>0</b>	<b>1</b>	<b>1</b>	<b>1</b>	<b>0</b>

37 of 41 (90.2%)

## OPPONENTS INSIDE NEBRASKA RED-ZONE

Date	Opponent	Score	Times In RZ	Times Scored	Pts	Total TDs	Rush TDs	Pass TDs	FGs Made	FGA	Downs	Int	Fumb	Half	Game
Sept. 2	Louisiana Tech	W, 49-10	1	1	3	0	0	0	1	0	0	0	0	0	0
Sept. 9	Nicholls State	W, 56-7	1	1	7	1	1	0	0	0	0	0	0	0	0
Sept. 16	at USC	L, 10-28	5	4	28	4	1	3	0	0	0	0	0	1	0
Sept. 23	Troy	W, 56-0	0	0	0	0	0	0	0	0	0	0	0	0	0
*Sept. 30	Kansas	W, 39-32	8	5	25	3	2	1	2	0	1	1	1	0	0
*Oct. 7	at Iowa State	W, 28-14	4	2	14	2	1	1	0	0	2	0	0	0	0
*Oct. 14	at Kansas State	W, 21-3	2	1	3	0	0	0	1	0	1	0	0	0	0
*Oct. 21	Texas	L, 20-22	5	4	15	1	0	1	3	1	0	0	0	0	0
*Oct. 28	at Oklahoma State	L, 29-41	4	4	27	4	3	1	0	0	0	0	0	0	0
*Nov. 4	Missouri	W, 34-20	3	3	17	2	0	2	1	0	0	0	0	0	0
*Nov. 11	at Texas A&M	W, 28-27	3	3	14	1	1	0	2	0	0	0	0	0	0
<b>Totals</b>			<b>36</b>	<b>28</b>	<b>153</b>	<b>18</b>	<b>9</b>	<b>9</b>	<b>10</b>	<b>1</b>	<b>4</b>	<b>1</b>	<b>1</b>	<b>1</b>	<b>0</b>

28 of 36 (77.8%)



# Miscellaneous Numbers

## LONG SEASON PLAYS (20 OR MORE YARDS)

	Husker Long Plays				Opponent Long Plays			
	Rush	Pass	Return Total	Rush	Pass	Return	Total	
La. Tech	1	4	0	5	0	3	6	
Nicholls St.	1	2	3	6	1	0	2	
at USC	0	4	2	6	1	2	3	
Troy	5	5	1	11	0	1	3	
Kansas	1	6	0	7	1	5	8	
at Iowa St.	4	1	1	6	0	5	5	
at Kansas St.	3	2	1	6	1	4	7	
Texas	0	7	2	9	1	1	4	
at Oklahoma St.	4	4	1	9	2	3	8	
Missouri	0	5	2	7	1	2	3	
at Texas A&M	0	4	1	5	3	4	7	
Colorado								
<b>Totals</b>	<b>19</b>	<b>44</b>	<b>14</b>	<b>77</b>	<b>11</b>	<b>30</b>	<b>15</b>	<b>56</b>

## NEBRASKA LONG PLAYS

Yards	Opponent	Play	Result
78	Kansas	Pass (Hardy from Taylor)	Touchdown
75	Kansas	Pass (Hardy from Taylor)	Touchdown
75	Kansas	Pass (Nunn from Taylor)	Touchdown
67	Troy	Pass (Nunn from Taylor)	1st-10
63	Texas	Pass (Purify from Taylor)	Touchdown
51	Troy	Rush (Lucky)	Touchdown
49	Texas	Pass (Jackson from Taylor)	Touchdown
49	Troy	Pass (Swift from Taylor)	1st-G
48	Kansas St.	Rush (B. Jackson)	1st-10
47	Missouri	Pass (B. Jackson from Taylor)	1st-10
45	Troy	Rush (Lucky)	Touchdown
42	Texas A&M	Pass (Lucky from Taylor)	1st-G
42	Nicholls	Pass (Purify from Taylor)	Touchdown
40	Missouri	Int. return (Ruud)	1st-10
40	Kansas St.	Rush (Lucky)	Touchdown
36	Iowa State	Rush (Glenn)	1st-10
36	Kansas	Pass (Purify from Taylor)	1st-10
36	Troy	Pass (Purify from Taylor)	1st-10
36	USC	Pass (Herian from Taylor)	1st-G
34	Missouri	Pass (Swift from Taylor)	1st-G
34	Troy	Rush (Lucky)	Touchdown
33	Nicholls	Punt return (Swift)	1st-10
32	Missouri	KO return (Lucky)	1st-10
32	Kansas St.	Pass (Purify from Taylor)	1st-10
31	USC	Punt return (Nunn)	1st-10
31	Nicholls	Pass (Peterson from Ganz)	1st-10
31	La. Tech	Pass (Herian from Taylor)	1st-10
30	Nicholls	Rush (K. Wilson)	1st-10
29	La. Tech	Pass (Teafatiller from Ganz)	Touchdown
28	Texas A&M	KO return (Lucky)	1st-10
28	Missouri	Pass (Nunn from Purify)	Touchdown
28	Oklahoma St.	Rush (B. Jackson)	1st-10
28	Texas	Pass (Jackson from Taylor)	1st-10
28	Iowa State	Rush (Glenn)	1st-10
28	Troy	Pass (Swift from Taylor)	1st-10
28	USC	Pass (Peterson from Titchener)	1st-10
28	La. Tech	Pass (Purify from Taylor)	1st-10
27	Oklahoma St.	Pass (Hardy from Taylor)	1st-10
27	Iowa State	Pass (Purify from Taylor)	Touchdown
27	Troy	KO return (K. Wilson)	1st-10
27	Nicholls	Punt return (Nunn)	1st-10
26	Texas A&M	Pass (Hardy from Taylor)	1st-10
26	Missouri	Pass (Lucky from Taylor)	1st-10
26	Troy	Rush (B. Jackson)	1st-10
25	Texas	Pass (Swift from Lucky)	Touchdown
25	Kansas St.	Int return (Thenarse)	1st-10
25	Kansas	Pass (Purify from Taylor)	1st-10

25	La. Tech	Rush (B. Jackson)	Touchdown
24	Oklahoma St.	Rush (B. Jackson)	Touchdown
24	Oklahoma St.	Rush (B. Jackson)	1st-G
24	Texas	KO return (B. Jackson)	1st-10
24	Kansas St.	Rush (Taylor)	1st-G
24	Iowa State	KO return (B. Jackson)	1st-10
24	Kansas	Rush (Wilson)	1st-10
23	Texas	Pass (Nunn from Taylor)	1st-10
23	Nicholls	KO return (Green)	1st-10
22	Texas A&M	Pass (Peterson from Taylor)	1st-10
22	Misouri	Pass (Swift from Taylor)	1st-10
22	Oklahoma St.	Pass (Purify from Taylor)	Touchdown
22	Oklahoma St.	KO return (Hardy)	1st-10
22	Kansas St.	Pass (Purify from Taylor)	1st-10
22	USC	KO return (Green)	1st-10
22	USC	Pass (B. Jackson from Taylor)	1st-10
21	Texas A&M	Pass (Purify from Taylor)	1st-10
21	Oklahoma St.	Rush (B. Jackson)	1st-10
21	Oklahoma St.	Pass (Lucky from Taylor)	1st-10
21	Oklahoma St.	Pass (Lucky from Taylor)	1st-10
21	Texas	Pass (Purify from Taylor)	1st-10
21	Texas	KO return (B. Jackson)	1st-10
21	Iowa State	Rush (B. Jackson)	1st-10
21	Iowa State	Rush (Glenn)	1st-10
21	Kansas	Pass (Swift from Taylor)	1st-G
21	Troy	Rush (K. Wilson)	1st-G
21	Troy	Pass (Nunn from Taylor)	1st-10
21	La. Tech	Pass (Swift from Taylor)	1st-10
21	USC	Pass (Nunn from Taylor)	1st-10
20	Texas	Pass (Nunn from Taylor)	1st-10



# Miscellaneous Numbers

## OPPONENT LONG PLAYS

Yards	Opponent	Play	Result
78	Texas	KO return (Cosby)	1st-G
56	Oklahoma St.	Rush (Reid)	1st-10
57	Texas A&M	Rush (McGee)	Touchdown
56	La. Tech	Pass (Wheeler from Champion)	1st-10
55	Oklahoma St.	Pass (Woods from Reid)	1st-10
55	Texas	Pass (Sweed from McCoy)	Touchdown
53	Texas A&M	Rush (Goodson)	1st-10
49	Missouri	Pass (Alexander from Daniel)	1sts-10
49	Nicholls	Rush (Thorne)	1st-G
47	Texas A&M	Pass (Franks from McGee)	1st-10
46	Kansas	Pass (Murph from Barmann)	1st-10
45	Oklahoma St.	Pass (Bowman from Reid)	Touchdown
44	Texas A&M	Pass (Schroeder from Lane)	1st-G
41	Kansas	Rush (Cornish)	1st-G
40	Kansas	Pass (Fine from Barmann)	1st-G
40	Kansas	Pass (Lamb from Barmann)	1st-10
39	Oklahoma St.	KO return (Perrish)	1st-10
39	La. Tech	Pass (Holland from Champion)	Touchdown
38	Kansas St.	Rush (Gonzalez)	1st-10
35	La. Tech	Pass (Holland from Champion)	1st-10
34	Troy	KO return (Cattouse)	1st-10
33	Texas A&M	Pass (Riley from McGee)	1st-10
30	Kansas St.	Pass (Gonzalez from Freeman)	1st-10
30	Kansas St.	KO return (McKinney)	1st-10
30	Kansas	Pass (Fields from Barmann)	1st-10
29	Iowa State	Pass (Sumrall from Meyer)	1st-10
29	La. Tech	KO return (W. Brown)	1st-10
28	Texas	KO return (Young)	1st-10
27	Iowa State	Pass (Blythe from Meyer)	1st-10
27	Kansas	KO return (Herford)	1st-10
26	Oklahoma St.	KO return (Perrish)	1st-10
26	Oklahoma St.	KO return (Perrish)	1st-10
26	Kansas	Pass (Murph from Barmann)	Touchdown
26	Troy	KO return (McKelvin)	1st-10
26	USC	Rush (Moody)	2nd-4
26	Nicholls	KO return (Moore)	1st-10
26	La. Tech	KO return (W. Brown)	1st-10
25	Texas A&M	Pass (Bennett from McGee)	1st-10
25	Troy	Pass (Banks from Haugabook)	1st-10
24	Missouri	Rush (Temple)	1st-10
24	Kansas St.	KO return (McKinney)	1st-10
24	Iowa State	Pass (Nickel from Meyer)	1st-10
23	Missouri	Pass (Franklin from Daniel)	1st-10
23	Iowa State	Pass (Davis from Meyer)	1st-10
23	Iowa State	Pass (Flynn from Meyer)	1st-10
23	Kansas	KO return (Herford)	1st-10
22	Texas A&M	Rush (Goodson)	Touchdown
22	Oklahoma St.	Pass (Bowman from Reid)	1st-10
22	Kansas St.	Pass (Moreira from Freeman)	1st-10
22	La. Tech	KO return (Riser)	1st-10
21	Texas	Rush (Young)	1st-10
21	Kansas St.	Pass (Moreira from Freeman)	1st-10
21	USC	Pass (Jarrett from Booty)	1st-G
20	Oklahoma St.	Rush (Savage)	Touchdown
20	Kansas St.	Pass (Wilson from Freeman)	1st-10
20	USC	Pass (Smith from Booty)	1st-10

## DRIVE SUPERLATIVES

	Nebraska	Opponent
Most Yards (Result)	98 vs. Kansas (touchdown)	95 (touchdown) Kansas
Most Plays (Result)	14 vs. La. Tech (fumble)	18 (touchdown) Missouri
Most Time (Result)	6:08 vs. USC (punt)	8:06 (field goal) Texas

## GAME-OPENING DRIVES

Opponent	[----- Nebraska -----]			[----- Opponent -----]		
	Pts.	1st Dwn	Yds	Pts.	1st Dwn	Yds
La. Tech	0	0	4	0	3	(-9)
Nicholls St.	7	4	53	0	1	22
at USC	0	0	8	0	2	39
Troy	7	4	73	0	1	15
Kansas	7	1	80	0	0	9
at Iowa St.	7	3	80	0	1	25
at Kansas St.	7	3	80	0	0	0
Texas	0	1	4	3	0	4
at Oklahoma St.	3	4	66	0	0	(-2)
Missouri	0	1	8	0	0	2
at Texas A&M	0	0	9	0	1	23
Colorado						
<b>Totals</b>	<b>38</b>	<b>21</b>	<b>455</b>	<b>3</b>	<b>9</b>	<b>128</b>

## SECOND HALF-OPENING DRIVES

Opponent	[----- Nebraska -----]			[----- Opponent -----]		
	Pts.	1st Dwn	Yds	Pts.	1st Dwn	Yds
La. Tech	7	3	72	0	1	20
Nicholls St.	7	5	77	0	0	8
at USC	0	0	(-5)	0	0	(-5)
Troy	7	2	75	0	1	18
Kansas	0	0	(-6)	0	0	7
at Iowa St.	0	0	11	0	3	32
at Kansas St.	0	0	(-1)	0	1	22
Texas	0	1	25	0	1	16
at Oklahoma St.	0	3	55	0	3	41
Missouri	0	3	42	7	3	62
at Texas A&M	0	1	31	0	2	38
Colorado						
<b>Totals</b>	<b>21</b>	<b>18</b>	<b>376</b>	<b>7</b>	<b>15</b>	<b>259</b>



# Miscellaneous Numbers

## NEBRASKA POINTS OFF TURNOVERS

Game	TOs Gained	TDs	FG-FGA	Pts.	(NU Fumbles/Lost, INT)
La. Tech	3 (4/2 F/L, 1 Int)	2	0-0	14	(3/1 F/L, 1 Int)
Nicholls St.	3 (7/3 F/L, 0 Int)	1	0-0	7	(1/1 F/L, 0 Int)
at USC	0 (1/0 F/L, 0 Int)	0	0-0	0	(2/1 F/L, 0 Int)
Troy	3 (6/2 F/L, 1 Int)	2	0-0	14	(0/0 F/L, 1 Int)
Kansas	4 (1/1 F/L, 3 Int)	2	0-0	14	(4/3 F/L, 0 Int)
at Iowa St.	1 (0/0 F/L, 1 Int)	0	0-0	0	(2/1 F/L, 0 Int)
at Kansas St.	2 (0/0 F/L, 2 Int)	0	0-0	0	(2/0 F/L, 0 Int)
Texas	1 (5/1 F/L, 0 Int)	0	0-0	0	(2/2 F/L, 1 Int)
at Oklahoma St.	2 (2/1 F/L, 1 Int)	2	0-0	13	(1/1 F/L, 0 Int)
Missouri	3 (1/1 F/L, 2 Int)	2	0-0	14	(2/2 F/L, 0 Int)
at Texas A&M	0 (0/0 F/L, 0 Int)	0	0-0	0	(0/0 F/L, 1 Int)
Colorado					
<b>Totals</b>	<b>22 (27/11 F/L, 11 Int)</b>	<b>11</b>	<b>0-0</b>	<b>76</b>	<b>(19/12 F/L, 4 Int)</b>
Opponents	16 (19/12 F/L, 4 Int)	5	2-3	41	(27/11 F/L, 11 Int)

## STARTING FIELD POSITION

	NU Avg. Start	Opp. Avg. Start	NU Advantage
La. Tech	38.3 (498/13)	24.0 (312/13)	+14.3
Nicholls St.	45.1 (586/13)	24.1 (313/13)	+21.0
at USC	27.7 (277/10)	29.5 (295/10)	-1.8
Troy	36.0 (432/12)	22.6 (271/12)	+13.4
Kansas	30.4 (516/17)	31.8 (542/17)	-1.4
at Iowa St.	25.2 (302/12)	30.6 (367/12)	-5.4
at Kansas St.	30.9 (402/13)	22.3 (267/12)	+8.6
Texas	25.7 (360/14)	37.4 (486/13)	-11.7
at Oklahoma St.	23.7 (308/13)	36.2 (471/13)	-12.5
Missouri	40.9 (491/12)	25.6 (307/12)	+15.3
at Texas A&M	22.3 (298/13)	33.1 (431/13)	-10.8
Colorado			
<b>Totals</b>	<b>31.5 (4,470/142)</b>	<b>29.0 (4,062/140)</b>	<b>+2.5</b>

## PENALTY NUMBERS

	NU Pen.-Yds.	Opp. Pen.-Yds.
La. Tech	5-45 (9.0)	5-25 (5.0)
Nicholls St.	3-20 (6.7)	6-46 (7.7)
at USC	5-51 (10.1)	7-46 (6.6)
Troy	8-65 (8.1)	10-80 (8.0)
Kansas	5-25 (5.0)	5-35 (7.0)
at Iowa St.	7-70 (10.0)	6-45 (7.5)
at Kansas St.	2-20 (10.0)	5-50 (10.0)
Texas	5-42 (8.4)	7-67 (9.6)
at Oklahoma St.	5-40 (8.0)	5-42 (8.4)
Missouri	3-19 (6.3)	2-15 (7.5)
at Texas A&M	5-43 (8.6)	4-38 (9.5)
Colorado		
<b>Totals (Avg/Penalty)</b>	<b>53-440 (8.3)</b>	<b>62-490 (7.9)</b>
<b>Avg/G</b>	<b>4.8-40.0</b>	<b>5.6-44.5</b>



# Miscellaneous Numbers

## SCORING DRIVES

Game	Scoring Drives	[---Time---]		[--Plays--]		5 or less	1-Play
		Total	Avg.	Total	Avg.		
La. Tech	7	21:20	3:03	55	7.8	1	0
Nicholls St.	8	22:12	2:47	56	7.0	4	1
at USC	2	4:31	2:15	13	6.5	1	0
Troy	8	26:52	3:22	52	6.5	5	0
Kansas	6	9:36	1:36	24	4.0	5	1
at Iowa St.	4	17:51	4:28	37	9.3	0	0
at Kansas St.	3	8:46	2:55	21	7.0	1	0
Texas	3	7:02	2:21	12	4.0	3	0
at Oklahoma St.	5	18:44	3:45	42	8.4	1	0
Missouri	6	17:41	2:28	40	6.7	2	1
at Texas A&M	4	10:34	2:39	35	8.8	1	0
Colorado							
<b>Totals</b>	<b>56</b>	<b>2:45:09</b>	<b>2:57</b>	<b>377</b>	<b>6.6</b>	<b>23</b>	<b>3</b>
Opponents	36	1:43:25	2:52	269	7.5	11	3

## OPPONENT SCORING DRIVES

Opponent	[-----Drive-----]			Score	Qtr./Time	Drive	
	Plays	Yds	Time			Start	Play
La. Tech	12	80	5:33	FG	2nd/11:11	1:44	Horwedel 23 FG
La. Tech	8	67	3:09	TD	2nd/2:36	5:45	Holland 39 rec. (ZC)
Nicholls	2	50	0:30	TD	4th/13:33	14:03	Cole 1 run
USC	9	83	3:23	TD	1st/0:00	3:23	Jarrett 12 rec. (JDB)
USC	11	71	6:00	TD	2nd/2:52	8:52	Smith 3 rec. (JDB)
USC	4	31	1:55	TD	3rd/12:05	14:00	Jarrett 5 rec. (JDB)
USC	14	81	6:17	TD	4th/6:27	12:44	Washington 7 run
Kansas	7	95	3:26	TD	2nd/11:45	0:11	McAnderson 1 run
Kansas	12	56	1:33	FG	2nd/0:00	1:33	Webb 31 FG
Kansas	1	8	0:13	TD	3rd/12:01	12:14	Cornish 8 run
Kansas	9	43	2:50	FG	3rd/5:47	8:37	Webb 35 FG
Kansas	11	88	5:25	TD	4th/6:32	11:57	Fine 1 rec. (AB)
Kansas	11	81	3:19	TD	4th/0:46	4:05	Murph 25 rec. (AB)
Iowa State	11	43	4:49	TD	2nd/14:10	3:59	Meyer 1 run
Iowa State	7	74	1:19	TD	4th/0:06	1:25	Blythe 13 rec. (BM)
Kansas State	12	44	4:11	FG	3rd/4:44	8:55	Snodgrass 53 FG
Texas	4	4	1:58	FG	1st/13:02	15:00	Johnson 22 FG
Texas	6	39	2:15	TD	2nd/6:43	8:58	Cosby 6 rec. (CM)
Texas	1	55	0:27	TD	2nd/4:00	4:24	Sweed 55 rec. (CM)
Texas	15	77	8:06	FG	4th/6:33	14:39	Johnson 22 FG
Texas	8	39	1:54	FG	4th/0:23	2:17	Bailey 22 FG
Oklahoma St.	5	80	2:31	TD	2nd/8:12	10:43	Toston 16 rec. (BR)
Oklahoma St.	4	50	1:10	TD	2nd/4:13	5:23	Savage 18 run
Oklahoma St.	1	45	0:41	TD	2nd/0:15	0:56	Bowman 45 rec. (BR)
Oklahoma St.	4	76	1:35	TD	4th/14:34	1:09	Savage 20 run
Oklahoma St.	9	77	3:35	TD	4th/8:05	11:40	Crosslin 1 run
Oklahoma St.	0	0	0:00	TD	4th/3:16	3:16	Peterson 19 fumble ret.
Missouri	9	70	3:37	FG	2nd/9:58	13:35	Wolfert 26 FG
Missouri	6	45	1:06	FG	2nd/0:00	1:06	Wolfert 54 FG
Missouri	10	62	3:25	TD	3rd/5:46	9:11	Rucker 6 rec. (CD)
Missouri	18	80	6:20	TD	4th/8:10	14:30	Coffman 19 rec. (CD)
Texas A&M	4	80	2:16	TD	1st/3:42	5:58	Goodson 22 run
Texas A&M	8	37	2:40	FG	2nd/0:16	2:56	Neumann 37 FG
Texas A&M	7	61	3:01	FG	3rd/0:16	3:17	Neumann 20 FG
Texas A&M	3	58	1:11	TD	4th/12:51	14:02	McGee 57 run
Texas A&M	6	85	2:29	TD	4th/9:57	7:28	Lane 1 run

## NEBRASKA SCORING DRIVES

Opponent	[-----Drive-----]			Score	Drive		
	Plays	Yds	Time		Qtr./Time	Start Play	
La. Tech	8	65	3:22	TD	1st/1:54	5:16	Herian 13 rec. (Taylor)
La. Tech	12	74	5:10	TD	2nd/5:54	11:04	Lucky 13 run
La. Tech	11	78	2:24	TD	2nd/0:07	2:31	Glenn 1 run
La. Tech	6	72	2:25	TD	3rd/12:31	14:56	Phillips 6 rec. (Taylor)
La. Tech	7	67	2:52	TD	4th/11:56	14:48	Mueller 6 rec. (Taylor)
La. Tech	5	64	1:26	TD	4th/7:49	9:15	Jackson 25 run
La. Tech	6	49	3:21	TD	4th/3:14	6:35	Teafatiller 29 rec. (Ganz)
Nicholls State	11	53	4:27	TD	1st/8:02	12:29	Glenn 1 run
Nicholls State	11	51	5:21	TD	1st/0:28	5:49	Todd 1 rec. (Taylor)
Nicholls State	3	39	1:20	TD	2nd/12:54	14:14	Herian 19 rec. (Taylor)
Nicholls State	11	45	1:36	TD	2nd/0:23	1:59	Lucky 1 run
Nicholls State	9	77	4:42	TD	3rd/10:07	14:49	Hardy 14 rec. (Taylor)
Nicholls State	1	42	0:28	TD	3rd/7:36	8:04	Purify 42 rec. (Taylor)
Nicholls State	5	76	2:24	TD	4th/11:03	13:27	Wilson 14 run
Nicholls State	5	49	1:54	TD	4th/5:07	7:01	Glenn 7 run
USC	4	2	0:59	FG	1st/3:23	4:22	Congdon 38 FG
USC	9	74	3:32	TD	4th/12:44	1:16	Taylor 1 run
Troy	10	73	5:47	TD	1st/9:13	15:00	Lucky 34 run
Troy	5	72	2:54	TD	1st/4:30	7:24	Phillips 6 rec. (Taylor)
Troy	2	81	0:56	TD	2nd/11:34	12:30	Lucky 45 run
Troy	12	71	5:42	TD	2nd/3:09	8:51	Wilson 3 run
Troy	5	75	2:54	TD	3rd/9:31	12:25	Lucky 51 run
Troy	3	4	1:47	TD	3rd/6:21	8:08	Senske 1 rec. (Ganz)
Troy	4	25	1:06	TD	4th/13:39	14:45	Jackson 8 run
Troy	11	67	5:25	TD	4th/6:45	12:10	Wilson 8 run
Kansas	2	80	0:58	TD	1st/14:02	15:00	Nunn 75 rec. (Taylor)
Kansas	1	6	0:27	TD	1st/10:20	10:47	Peterson 6 rec. (Taylor)
Kansas	11	92	4:27	FG	1st/0:23	4:50	Congdon 21 FG
Kansas	3	98	1:32	TD	2nd/6:51	8:23	Hardy 78 rec. (Taylor)
Kansas	4	80	2:12	TD	3rd/4:13	6:25	Hardy 75 rec. (Taylor)
Kansas	3	25	0:00	TD	0T/0:00	0:00	Glenn 1 run
Iowa State	10	80	5:27	TD	1st/9:33	15:00	Glenn 3 run
Iowa State	11	68	5:52	TD	2nd/8:07	13:59	Jackson 1 run
Iowa State	7	60	1:12	TD	2nd/0:03	1:15	Purify 27 rec. (Taylor)
Iowa State	9	78	5:13	TD	4th/1:33	6:46	Glenn 5 run
Kansas State	9	80	3:54	TD	1st/11:06	15:00	Teafatiller 17 rec. (Wesch)
Kansas State	10	80	4:47	TD	2nd/11:02	0:49	Mueller 3 rec. (Taylor)
Kansas State	2	72	0:45	TD	3rd/8:55	9:40	Lucky 40 run
Texas	3	66	1:51	TD	1st/5:58	7:49	Purify 63 rec. (Taylor)
Texas	5	80	2:43	TD	3rd/2:31	14:48	Jackson 49 rec. (Taylor)
Texas	4	65	1:28	TD	4th/4:54	6:22	Swift 25 rec. (Lucky)
Oklahoma St.	10	66	4:39	FG	1st/8:22	13:01	Congdon 26 FG
Oklahoma St.	8	51	4:42	TD	1st/0:33	5:15	Jackson 2 run
Oklahoma St.	5	61	2:57	TD	2nd/10:43	13:40	Jackson 24 run
Oklahoma St.	7	78	3:17	TD	2nd/0:56	4:13	Purify 22 rec. (Taylor)
Oklahoma St.	12	80	3:09	TD	4th/0:07	3:16	Purify 5 rec. (Taylor)
Missouri	10	66	4:53	FG	1st/4:53	9:46	Congdon 26 FG
Missouri	4	58	1:30	TD	1st/1:30	3:00	Nunn 28 pass (Purify)
Missouri	6	22	2:15	TD	2nd/13:44	0:59	Purify 7 pass (Taylor)
Missouri	1	17	0:29	TD	2nd/5:04	5:33	Teafatiller 17 pass (Taylor)
Missouri	6	33	2:34	FG	2nd/1:18	3:52	Congdon 33 FG
Missouri	13	85	6:00	TD	4th/14:36	5:36	Jackson 2 run
Texas A&M	11	66	4:02	TD	1st/5:58	10:00	Glenn 2 run
Texas A&M	9	52	3:48	TD	2nd/14:54	3:42	Glenn 6 run
Texas A&M	4	54	1:08	TD	2nd/11:00	12:08	Peterson 4 pass (Taylor)
Texas A&M	11	75	1:36	TD	4th/0:21	1:57	Purify 9 pass (Taylor)



# Individual Career/Season Superlatives

## SEASON AND CAREER, MOST PASSING YARDS

Player	2006	Career
Zac Taylor	395 vs. Kansas	431 vs. Iowa State, 2005
Joe Ganz	45 vs. Louisiana Tech	same
Beau Davis	none	12 vs. Texas Tech, 2004

\* indicates touchdown pass

## SEASON AND CAREER, MOST RECEIVING YARDS

Player	2006	Career
Dan Erickson	16 at Texas A&M	same
Frantz Hardy	159 vs. Kansas	same
Matt Herian	61 vs. Louisiana Tech	110 vs. Troy State, 2003
Brandon Jackson	77 vs. Texas	same
Marlon Lucky	56 at Texas A&M	same
Terrence Nunn	102 vs. Troy	same
Josh Mueller	8 vs. Troy	18 vs. Kansas State, 2005
Todd Peterson	82 at Texas A&M	same
J.B. Phillips	17 vs. Louisiana Tech	28 vs. Kansas State, 2005
Maurice Purify	91 vs. Kansas	same
Matt Senske	13 vs. Troy	same
Nate Swift	79 vs. Troy	135 at Missouri, 2005
Hunter Teafatiller	29 vs. Louisiana Tech	same
Dane Todd	9 vs. Nicholls State	same

\*Indicates touchdown scored

## SEASON AND CAREER, MOST RUSHING YARDS

Player	2006	Career
Beau Davis	none	-6 vs. Texas Tech, 2004
Joe Ganz	10 vs. Nicholls State	same
Cody Glenn	148 at Iowa State	same
Tierre Green	None	112 vs. Western Illinois, 2004
Frantz Hardy	13 vs. Texas	same
Brandon Jackson	182 at Oklahoma State	same
Marlon Lucky	156 vs. Troy	same
Terrence Nunn	21 vs. Missouri	21 vs. W. Illinois, 2004; Missouri, 2006
Zac Taylor	9 vs. Louisiana Tech	30 at Baylor, 2005
Dane Todd	none	4 vs. Troy State, 2003
Kenny Wilson	106 vs. Troy	same

\*Indicates touchdown scored

## SEASON AND CAREER, LONGEST PASS

2006	Career
78 vs. Kansas (Hardy)	78 vs. Kansas (Hardy)
31 vs. Nicholls State (Peterson)	same
none	12 vs. Texas Tech, 2004

## SEASON AND CAREER, LONGEST CATCH

2006	Career
16 at Texas A&M (Taylor)	same
78* vs. Kansas (Taylor)	same
36 vs. USC (Taylor)	*80 vs. Colorado (Lord), 2002
49 vs. Texas (Taylor)	same
42 vs. Texas A&M (Taylor)	same
75* vs. Kansas (Taylor)	same
8 vs. Troy (Taylor)	18 vs. Kansas State (Taylor), 2005
31 vs. Nicholls State (Ganz)	38 at Colorado (Taylor)
10 vs. Nicholls State, Troy (Taylor)	22 vs. Kansas State (Taylor), 2005
63* vs. Texas (Taylor)	same
12 vs. Troy	same
49 vs. Troy (Taylor)	same
29* vs. Louisiana Tech (Ganz)	same
8 vs. Nicholls State (Taylor)	same

## SEASON AND CAREER, LONGEST RUN

2006	Career
none	-6 vs. Texas Tech, 2004
10 vs. Nicholls State	same
36 at Iowa State	same
8 vs. Pittsburgh	*34 vs. Western Illinois, 2004
13 vs. Texas	same
48 at Kansas State	same
51 vs. Troy	same
21 vs. Missouri	21 vs. W. Illinois, 2004; Missouri, 2006
24 at Kansas State	same
none	4 vs. Troy State, 2003
30 vs. Nicholls State	same



# Nebraska Statistical Highs and Lows

NEBRASKA TOTALS	HIGHS	LOWS
Points Scored	56 (Nicholls State, Troy)	10 (at USC)
First Downs	30 (Louisiana Tech, Nicholls State)	10 (at USC)
Rushing Attempts	50 (Nicholls State)	24 (Texas)
Rushing Yards	316 (Troy)	38 (Texas)
Passes Attempted	39 (at Oklahoma State)	17 (at USC)
Passes Completed	24 (Louisiana Tech)	9 (at USC)
Had Intercepted	1 (Louisiana Tech, Troy, Texas, at Texas A&M)	0 (Nicholls St., at USC, Kansas, at Iowa St., at Kansas St., Missouri)
Passing Yards	395 (Kansas)	143 (at USC)
Total Plays	84 (Louisiana Tech)	53 (at USC, Texas)
Total Yards	597 (Troy)	211 (at USC)
Possession Time	36:55 (at Iowa State)	25:24 (Texas)
Fumbles	4 (Kansas)	0 (at Texas A&M)
Fumbles Lost	3 (Kansas)	0 (at Kansas State, at Texas A&M)
Turnovers	3 (Kansas, Texas)	0 (at Kansas State)
Turnover Margin	+ 2 (Nicholls State, Troy, at Kansas State)	- 2 (Texas)
Penalties	8 (Troy)	2 (at Kansas State)
Yards Penalized	70 (at Iowa State)	19 (Missouri)
Sacks By-Yards Lost	4-36 (Troy), 4-35 (at Kansas State)	0-0 (Nicholls State, Kansas)
Tackles for Loss-Yards	10-58 (Troy), 10-51 (at Kansas State)	4-11 (at USC); 4-22 (Missouri)

OPPONENT TOTALS	HIGHS	LOWS
Points Scored	41 (at Oklahoma State)	0 (Troy)
First Downs	26 (at USC, Kansas)	7 (Nicholls State)
Rushing Attempts	47 (Nicholls State)	18 (at Kansas State)
Rushing Yards	267 (at Oklahoma State)	22 (at Kansas State)
Passes Attempted	54 (Kansas)	3 (Nicholls State)
Passes Completed	27 (Kansas)	0 (Nicholls State)
Had Intercepted	3 (Kansas)	0 (Nicholls State, at USC, Texas, Texas A&M)
Passing Yards	405 (Kansas)	0 (Nicholls State)
Total Plays	94 (Kansas)	50 (Nicholls State)
Total Yards	574 (Kansas)	140 (Troy)
Possession Time	34:36 (Texas)	23:05 (at Iowa State)
Fumbles	7 (Nicholls State)	0 (at Iowa State, at Kansas State)
Fumbles Lost	3 (Nicholls State)	0 (at USC, at Iowa State, at Kansas State)
Turnovers	4 (Kansas)	0 (at Texas A&M)
Turnover Margin	+ 2 (Texas)	- 2 (Nicholls State, Troy, at Kansas State)
Penalties	10 (Troy)	2 (Missouri)
Yards Penalized	80 (Troy)	15 (Missouri)
Sacks By-Yards Lost	5-46 (at Oklahoma State)	0-0 (Louisiana Tech); 0-0 (Missouri)
Tackles for Loss-Yards Lost	12-38 (at Kansas State)	1-5 (Nicholls State)

## NEBRASKA INDIVIDUAL HIGHS

Most Rushing Attempts	32; Brandon Jackson vs. Missouri (111 yards)
Most Net Rushing Yards	182; Brandon Jackson at Oklahoma State (21 attempts)
Most Rushing TDs	3; Marlon Lucky vs. Troy
Longest TD Run	51; Marlon Lucky vs. Troy
Longest Run, No TD	48; Brandon Jackson at Kansas State
Most Pass Attempts	39; Zac Taylor at Oklahoma State (21 completions)
Most Completed Passes	22; Zac Taylor vs. Louisiana Tech (33 attempts)
Most Passing Yards	395; Zac Taylor vs. Kansas
Longest TD Pass	78; Zac Taylor to Frantz Hardy vs. Kansas
Longest Pass, No TD	67; Zac Taylor to Terrence Nunn vs. Troy
Most Pass Receptions	7; Todd Peterson at Texas A&M (82 yards)
Most Receiving Yards	159; Frantz Hardy vs. Kansas (3 receptions)
Most TD Receptions	2; Frantz Hardy vs. Kansas (3 receptions); Maurice Purify at Oklahoma State (6 receptions)
Most Total Offense Attempts	46; Zac Taylor at Oklahoma State (39 pass, 7 rush)
Most Total Offense Yards	383; Zac Taylor vs. Kansas (35 attempts)
Most All Purpose Attempts	35; Brandon Jackson vs. Missouri (32 run, 3 rec., 0 ret.)
Most All Purpose Yards	206; Brandon Jackson at Oklahoma State (182 rush, 0 ret., 24 rec.)
Most Touchdowns Scored	3; Marlon Lucky vs. Troy (3 rushing)
Most Field Goals Attempted	2; Jordan Congdon at Oklahoma State (1 made); vs. Missouri (2 made)
Most Field Goals Made	2; Jordan Congdon vs. Missouri (33 yards, 40 yards)
Longest Field Goal Made	40; Jordan Congdon vs. Missouri
Longest Field Goal Attempted	42; Jordan Congdon at Oklahoma State (missed)
Most Interceptions	2; Andrew Shanle vs. Kansas
Longest Interception TD Return	N/A
Longest Interception Return, No TD	40; Bo Ruud vs. Missouri
Longest Fumble TD Return	N/A
Longest Fumble Return, No TD	11; Brandon Rigoni vs. Troy
Longest Punt Return, TD	None
Longest Punt Return, No TD	33; Nate Swift vs. Nicholls State
Most Punt Return Yardage	67; Terrence Nunn vs. Nicholls State (5 returns)
Longest Kickoff Return	32; Marlon Lucky vs. Missouri
Most Kickoff Return Yardage	61; Marlon Lucky vs. Missouri (3 returns)
Most Punts	8; Dan Titchener at Kansas State (38.1 avg.)
Highest Punting Average	42.3; Dan Titchener vs. Louisiana Tech (3 punts, 127 yards)
Longest Punt	58; Dan Titchener at Oklahoma State



# Nebraska Statistical Highs and Lows

## NEBRASKA INDIVIDUAL HIGHS...(CONTINUED)

Most Total Tackles.....	10;	Stewart Bradley at USC (3 UT, 7 AT); at Kansas State (8 UT, 2 AT); Steve Octavien vs. Texas (7 UT, 3 AT)
Most Solo Tackles.....	8;	Stewart Bradley at Kansas State; Andrew Shanle at Oklahoma State
Most Tackles for Loss.....	3;	Ndamakong Suh vs. Troy (19 yards); Adam Carriker vs. Kansas (3 yards); Jay Moore vs. Texas (8 yards); Adam Carriker at Oklahoma St. (16 yards); Jay Moore vs. Missouri (8 yards)
Most Yards Lost.....	19;	Ndamakong Suh vs. Troy (3 TFL)
Most Quarterback Sacks.....	2.0;	Adam Carriker at Oklahoma State (10 yards)
Most Yards Lost.....	16;	Ndamakong Suh vs. Troy (1.5 sacks)
Most Pass Breakups.....	2;	Andre Jones vs. Kansas; Courtney Grixby at Kansas State; Courtney Grixby vs. Missouri
Most Blocked Field Goals.....	1;	Barry Turner vs. Texas A&M
Most Blocked Punts.....	None	
Most Blocked PAT.....	1;	Ola Dagunduro vs. Texas; Adam Carriker at Oklahoma State

## OPPONENT INDIVIDUAL HIGHS

Most Yards Rushing.....	145;	Jon Cornish, Kansas (31 attempts)
Most Rushing Attempts.....	31;	Jon Cornish, Kansas (145 yards)
Most Yards Passing.....	405;	Adam Barmann, Kansas (54 attempts)
Most Passing Attempts.....	54;	Adam Barmann, Kansas (27 completions)
Most Pass Completions.....	27;	Adam Barmann, Kansas (54 attempts)
Most Pass Receptions.....	11;	Dwayne Jarrett, USC (136 yards)
Most Yards Receiving.....	139;	Johnathan Holland, Louisiana Tech (7 receptions)

## OPPONENT INDIVIDUAL LONGEST PLAYS

Rush.....	57;	Stephen McGee, Texas A&M
Pass.....	56;	Zac Champion to Josh Wheeler, Louisiana Tech
Field Goal.....	54;	Jeff Wolfert, Missouri
Punt Return.....	16;	Ryan Baum, Iowa State
Kickoff Return.....	78;	Quan Crosby, Texas
Fumble Return.....	19;	Nathan Peterson, Oklahoma State (touchdown)
Interception Return.....	16;	Mark Dodge, Texas A&M
Punt.....	60;	Kyle Tucker, Kansas

# Nebraska Starting Lineups

## Husker Offensive Starters Game-by-Game

Opponent	WRZ	WRX	TE	LT	LG	C	RG	RT	QB	IB	FB (WRX)	PK
Louisiana Tech	Nunn	Phillips^	Herian	Patrick	Austin	Mann	Huff	Slauson	Taylor	Lucky	Todd	Congdon
Nicholls State	Peterson	Phillips^	Herian	Patrick	Austin	Byford	Huff	Slauson	Taylor	Lucky	Todd	Congdon
at USC	Nunn	Phillips^	Herian	Patrick	Austin	Byford	Huff	Slauson	Taylor	Lucky	Todd	Congdon
Troy	Nunn	Phillips^	Mueller	Patrick	Austin	Byford	Huff	Slauson	Taylor	Lucky	Todd	Congdon
Kansas	Nunn	Swift	Herian	Patrick	Austin	Byford	Huff	Slauson	Taylor	Lucky	Jackson\$	Congdon
at Iowa State	Nunn	Phillips^	Herian	Patrick	Austin	Byford	Huff	Slauson	Taylor	Jackson	Todd	Congdon
at Kansas State	Nunn	Swift	Herian	Patrick	Christensen	Byford	Huff	Slauson	Taylor	Jackson	Phillips^	Congdon
Texas	Nunn	Teafatiller#	Herian	Patrick	Austin	Byford	Huff	Slauson	Taylor	Jackson	Phillips#	Congdon
at Oklahoma St.	Nunn	Purify	Herian	Patrick	Austin	Byford	Huff	Slauson	Taylor	Jackson	Todd	Congdon
Missouri	Peterson	Teafatiller#	Mueller	Murtha	Christensen	Byford	Hickman	Slauson	Taylor	Jackson	Phillips#	Congdon
at Texas A&M	Nunn	Purify	Herian	Patrick	Christensen	Byford	Huff	Slauson	Taylor	Jackson	Phillips^	Congdon
Colorado												

^ - NU opened in two tight end formation # - NU opened in three tight end formation \$ - NU opened in two I-back formation

## Husker Defensive Starters Game-by-Game

Opponent	Open End	NT	DT	Base End	SAM	MLB	WILL	Strong CB	FS	SS	Weak CB	P
Louisiana Tech	Moore	Dagunduro	Cryer	Carriker	Bradley	McKeon	Ruud	A. Jones	Shanle	Green	Grixby	Titchener
Nicholls State	Moore	Dagunduro	Cryer	Carriker	Bradley	McKeon	Ruud	A. Jones	Shanle	Green	Grixby	Titchener
at USC	Moore	Dagunduro	Cryer	Carriker	Bradley	McKeon	Ruud	A. Jones	Shanle	Green	Grixby	Titchener
Troy	Moore	Dagunduro	Cryer	Carriker	Bradley	McKeon	Ruud	A. Jones	Shanle	Green	Grixby	Titchener
Kansas	Moore	Dagunduro	Cryer	Carriker	Bradley	McKeon	Ruud	A. Jones	Shanle	Green	Grixby	Titchener
at Iowa State	Moore	Dagunduro	Cryer	Carriker	Bradley	McKeon	Ruud	A. Jones	Shanle	Green	Grixby	Titchener
at Kansas State	Moore	Dagunduro	Cryer	Carriker	Bradley	McKeon	Ruud	A. Jones	Shanle	Green	Grixby	Titchener
Texas	Moore	Dagunduro	Cryer	Carriker	Bradley	McKeon	Ruud	A. Jones	Shanle	Green	Grixby	Titchener
at Oklahoma St.	Moore	Dagunduro	Cryer	Carriker	Bradley	McKeon	Ruud	A. Jones	Shanle	Green	Grixby	Titchener
Missouri	Moore	Dagunduro	Cryer	Carriker	Bradley	Brandenburgh	Ruud	A. Jones	Shanle	Green	Grixby	Titchener
at Texas A&M	Moore	Dagunduro	Cryer	Carriker	Bradley	McKeon	Ruud	A. Jones	Shanle	Green	Grixby	Titchener
Colorado												

## ADDITIONAL PLAYER PARTICIPATION (GAMES):

Alegria, Jordan (1); Brandenburgh, Lance (11); Brothers, Titus (2); Byford, Brett (11); Christensen, Andy (11); Culbert, Major (10); Davis, Beau (2); Dillard, Phillip (1); Eisenhart, Ben (11); Erickson, Dan (11); Ganz, Joe (3); Glenn, Cody (9); Fluellen, Isaiah (1); Hardy, Frantz (11); Hickman, Jacob (4); Hill, Sean (3); Holt, Menelik (5); Jackson, Brandon (11); Johnson, Brandon (5); Kadavy, Andy (9); Kelly, Lane (6); Kester, Tyler (1); Lingenfelter, Newton (3); Mueller, Josh (11); Murtha, Lydon (11); Nicks, Carl (8); O'Hanlon, Matt (11); O'Leary, T.J. (7); Octavien, Steve (6); Peterson, Todd (11); Potter, Zach (11); Poulosky, Andy (6); Purify, Maurice (11); Rigoni, Brandon (11); Senske, Matt (4); Sievers, Clayton (7); Spain, Tyrell (8); Steinkuhler, Ty (11); Suh, Ndamukong (11); Swift, Nate (11); Teafatiller, Hunter (11); Thenarse, Rickey (11); Tomerlin, Justin (3); Turner, Barry (11); Wesch, Jake (11-- 7 as holder); Wilson, Bryan (11); Wilson, Kenny (10); Young, Corey (9).



# Game 1 | Nebraska 49, Louisiana Tech 10

SCORE BY QUARTERS	1	2	3	4	FINAL
Louisiana Tech	0	10	0	0	10
Nebraska	7	14	7	21	49

**Lincoln (Sept. 2)** --- Nebraska rolled past Louisiana Tech, 49-10, in the season-opener in front of a school-record 85,181 fans. The victory marked NU's 21st consecutive season-opening win, the longest streak in the nation.

Nebraska threw for 332 yards and rushed for 252 more in amassing 584 total yards, the most in the Bill Callahan era. Seven different players scored a touchdown, including four Huskers who found the end zone for the first time.

In the air, senior quarterback Zac Taylor tied a career high with three touchdown passes, with each scoring toss to a different Husker tight end.

On the ground, sophomore Cody Glenn paced the rushing attack, gaining 88 yards on 13 carries. Fellow sophomore Marlon Lucky added 79 yards on 13 carries and scored his first career touchdown.

The receiving corps was busy all afternoon as 10 different players caught at least one pass. Playing in his first game since the 2004 season, senior **Matt Herian** made three grabs for a team-high 61 yards. Herian also became Nebraska's tight end career receiving yardage leader after his final catch.

Preseason All-American defensive end Adam Carriker opened the game in solid fashion for the Blackshirts, as his seven-yard sack ended the Bulldogs' first drive.

The offenses took control of the game in the second quarter as Nebraska and Louisiana Tech combined to put points on the board in the final five possessions of the first half. NU scored on a touchdown on its final three possessions of the first half and found the end zone on four straight drives from the first to the third quarter.



SCORING SUMMARY			
1st	01:54	NU	Herian 13 yd pass from Taylor (Congdon kick)
2nd	11:11	LTU	Horwedel 23 yd field goal
	05:54	NU	Lucky 13 yd run (Congdon, Jordan kick)
	02:36	LTU	Holland 39 yd pass from Champion (Horwedel kick)
	00:07	NU	Glenn 1 yd run (Congdon kick)
3rd	12:31	NU	Phillips 6 yd pass from Taylor (Congdon kick)
4th	11:56	NU	Mueller 6 yd pass from Taylor (Congdon kick)
	07:49	NU	Jackson 25 yd run (Congdon kick)
	03:14	NU	Teafatiller 29 yd pass from Ganz (Congdon kick)

TEAM STATISTICS	TECH	NU
FIRST DOWNS	13	30
RUSHES-YARDS (NET)	21-67	48-252
PASSING YDS (NET)	238	332
Passes Att-Comp-Int	32-13-1	36-24-1
TOTAL OFFENSE PLAYS-YARDS	53-305	84-584
Fumble Returns-Yards	0-0	0-0
Punt Returns-Yards	2-16	4-9
Kickoff Returns-Yards	8-141	1-14
Interception Returns-Yards	1-7	1-14
Punts (Number-Avg)	7-32.0	3-42.3
Fumbles-Lost	4-2	3-1
Penalties-Yards	5-25	5-45
Possession Time	24:55	35:05
Third-Down Conversions	5 of 14	11 of 16
Fourth-Down Conversions	0 of 0	1 of 2
Red-Zone Scores-Chances	1-1	5-7
Sacks By: Number-Yards	0-0	2-17

**RUSHING:** Louisiana Tech-Jackson, Patrick 9-43; Franklin, Freddie 6-35; Champion, Zac 6-minus 11. Nebraska-Glenn, Cody 13-88; Lucky, Marlon 13-79; Wilson, Kenny 15-47; Jackson, Brandon 3-36; Taylor, Zac 2-9; TEAM 2-minus 7.

**PASSING:** Louisiana Tech-Champion, Zac 12-27-1-231; Mosley, Michael 1-5-0-7. Nebraska-Taylor, Zac 22-33-1-287; Ganz, Joe 2-3-0-45.

**RECEIVING:** Louisiana Tech-Holland, Johnathan 7-139; Wheeler, Josh 2-69; Newman, Eric 1-16; Franklin, Freddie 1-7; Carroll, Bryan 1-7; Jackson, Patrick 1-0. Nebraska-Nunn, Terrence 5-54; Herian, Matt 3-61; Swift, Nate 3-46; Lucky, Marlon 3-42; Peterson, Todd 2-30; Hardy, Frantz 2-24; Mueller, Josh 2-10; Phillips, J.B. 2-8; Teafatiller, Hunter 1-29; Purify, Maurice 1-28.

**INTERCEPTIONS:** Louisiana Tech-Smith, D'Anthony 1-7. Nebraska-Ruud, Bo 1-14.

**FUMBLES:** Louisiana Tech-Champion, Zac 2-0; Franklin, Freddie 1-1; Wheeler, Josh 1-1. Nebraska-Wilson, Kenny 2-1; Nunn, Terrence 1-0.

**SACKS (Sacks-Yds):** Louisiana Tech-None. Nebraska-Moore, Jay 1-10; Carriker, Adam 1-7.

**TACKLES (UA-A):** Louisiana Tech-Harris, Quin 5-5. Nebraska-Grixy, Cortney 5-1.

# Game 2 | Nebraska 56, Nicholls State 7

SCORE BY QUARTERS	1	2	3	4	FINAL
Nicholls State	0	0	0	7	7
Nebraska	14	14	14	14	56

**Lincoln (Sept. 9)** --- The No. 21 Nebraska football team rolled to a 56-7 win over Nicholls State in a steady rain in front of 84,076 fans.

The Huskers received impressive balance for the second straight game, both rushing and passing for more than 200 yards while putting up 14 points on the board each quarter.

Nebraska's defense silenced Nicholls State through the air, holding the Colonels to no passing yards, the first time that has been achieved by the Blackshirts since grounding Oklahoma State in 1992.

Nebraska scored on six of its first seven possessions. Senior quarterback Zac Taylor produced one of the most efficient and productive passing efforts by a Nebraska quarterback, connecting on 19-of-23 passes, including 12 straight completions in the first half, for 202 yards and four touchdowns in three quarters. Taylor's 213.77 NCAA pass efficiency rating ranked as the eighth best day by a Husker in the Nebraska record books.

Sophomore I-back **Marlon Lucky** carried the load on the ground with the first 100-yard rushing day of his career with 18 carries for 103 yards and one touchdown. The big days from Taylor and Lucky helped NU achieve impressive offensive balance, as the Huskers rolled to 498 total yards, including 237 yards passing and 261 rushing yards.

Nicholls State avoided the shutout early in the fourth quarter as Grant Thorne galloped 49 yards to the NU 1 before Broderick Cole scored on the next play with 13:33 left.

Cody Glenn, who finished the day with 11 carries for 47 yards and two touchdowns, and Kenny Wilson who pitched in 79 yards and a touchdown on nine carries added fourth-quarter scores for the Huskers to produce the final margin.



SCORING SUMMARY			
1st	08:02	NU	Glenn 1 yd run (Congdon kick)
	00:28	NU	Todd 1 yd pass from Taylor (Congdon kick)
2nd	12:54	NU	Herian 19 yd pass from Taylor (Congdon kick)
	00:23	NU	Lucky 1 yd run (Congdon kick)
3rd	10:07	NU	Hardy 14 yd pass from Taylor (Congdon kick)
	07:36	NU	Purify 42 yd pass from Taylor (Congdon kick)
4th	13:33	NSU	Cole 1 yd run (Romero kick)
	11:03	NU	Wilson 14 yd run (Congdon kick)
	05:07	NU	Glenn 7 yd run (Congdon kick)

TEAM STATISTICS	NSU	NU
FIRST DOWNS	7	30
RUSHES-YARDS (NET)	47-187	50-261
PASSING YDS (NET)	0	237
Passes Att-Comp-Int	3-0-0	26-21-0
TOTAL OFFENSE PLAYS-YARDS	50-187	76-498
Fumble Returns-Yards	0-0	0-0
Punt Returns-Yards	0-0	8-117
Kickoff Returns-Yards	7-86	1-23
Interception Returns-Yards	0-0	0-0
Punts (Number-Avg)	8-38.9	1-41.0
Fumbles-Lost	1-1	1-1
Penalties-Yards	6-46	3-20
Possession Time	26:16	33:44
Third-Down Conversions	3 of 13	7 of 12
Fourth-Down Conversions	1 of 2	2 of 3
Red-Zone Scores-Chances	1-1	7-8
Sacks By: Number-Yards	1-5	0-0

**RUSHING:** Nicholls State-Thorne, Grant 3-65; McLendon, Micha 8-48; Morgan, Zack 8-27; Jones, Dwayne 7-19; Bunch, Chris 11-13; Cole, Broderick 5-12; Montgomery, Vin 4-9; TEAM 1-minus 6. Nebraska-Lucky, Marlon 18-103; Wilson, Kenny 9-79; Glenn, Cody 11-47; Jackson, Brandon 7-29; Ganz, Joe 1-10; Taylor, Zac 3-minus 3; TEAM 1-minus 4.

**PASSING:** Nicholls State-Bunch, Chris 0-3-0-0. Nebraska-Taylor, Zac 19-23-0-202; Ganz, Joe 2-3-0-35.

**RECEIVING:** Nicholls State-None. Nebraska-Herian, Matt 4-38; Jackson, Brandon 3-25; Nunn, Terrence 3-22; Phillips, J.B. 3-17; Purify, Maurice 2-61; Todd, Dane 2-9; Peterson, Todd 1-31; Hardy, Frantz 1-14; Lucky, Marlon 1-13; Erickson, Dan 1-7.

**INTERCEPTIONS:** Nicholls State-None. Nebraska-None.

**FUMBLES:** Nicholls State-Bunch, Chris 2-0; Montgomery, Vin 1-1; Morgan, Zack 1-1; McLendon, Michael 1-0; Brooks, Lester 1-0; TEAM 1-1. Nebraska-TEAM 1-1.

**SACKS (Sacks-Yds):** Nicholls State-Stone, Jordan 1-5. Nebraska-None.

**TACKLES (UA-A):** Nicholls State-Edison, Toney 8-8. Nebraska-Carriker, Adam 2-4; Octavien, Steve 2-4.




# Game 3 | USC 28, Nebraska 10

SCORE BY QUARTERS	1	2	3	4	FINAL
Nebraska	3	0	0	7	10
USC	7	7	7	7	28

**Los Angeles (Sept. 16)** --- The No. 19 Nebraska football team battled No. 4 USC to the end, but the Huskers came up short in a 28-10 loss at the Los Angeles Coliseum in front of a sellout crowd that included between 25,000 and 30,000 Big Red fans and an ABC national primetime television audience.

The Huskers showed that they planned to be in the game until the end by opening the scoring with a 38-yard Jordan Congdon field goal in the first quarter. The spark for Nebraska's early 3-0 lead began one drive earlier, when punter Dan Titchener completed a 28-yard pass to wide receiver **Todd Peterson** on a fake punt to convert on fourth down and put NU in Trojan territory for the first time.



USC took a 7-3 lead on the last play of the first quarter as John David Booty hit Dwayne Jarrett with the first of two scoring connections on the night. Booty also hooked up with Steve Smith in the second quarter while compiling impressive numbers through the air. Booty finished hitting on 25-of-36 pass attempts for 257 yards and three scores. Jarrett led the Trojan receivers with 11 catches for 136 yards and two touchdowns, while Smith added six catches for 53 yards and a score.

Taylor cut the deficit to 21-10 after a nine-play, 74-yard scoring drive with his one-yard run with 12:44 left in the game. Chauncey Washington's seven-yard run with 6:32 remaining in the game capped the scoring and secured the win for USC.

Taylor completed 8-of-16 passes for 115 yards, with no touchdowns and no interceptions. I-back Brandon Jackson led the Nebraska receiving unit with four catches for 36 yards, while tight end Matt Herian added one catch for 36 yards and Nunn picked up 31 yards on two catches.

On the ground, Kenny Wilson's 46 yards on 19 totes led the Huskers, who managed 211 yards in total offense against USC, while the Trojans amassed 399 total yards.

Titchener led a solid performance by Nebraska's special teams units, punting five times for a 38.6-yard average, including one punt of 50 yards and one downed inside the USC 20.

SCORING SUMMARY			
1st	03:23	NU	Congdon 38 FG
	00:00	USC	Jarrett 12 pass from Booty (Danelo kick)
2nd	02:52	USC	Smith 3 pass from Booty (Danelo kick)
3rd	12:05	USC	Jarrett 5 pass from Booty (Danelo kick)
4th	12:44	NU	Taylor 1 run (Congdon kick)
	06:27	USC	Washington 7 run (Danelo kick)

TEAM STATISTICS		
	NU	USC
FIRST DOWNS	10	26
RUSHES-YARDS (NET)	36-68	31-142
PASSING YDS (NET)	143	257
Passes Att-Comp-Int	17-9-0	37-25-0
TOTAL OFFENSE PLAYS-YARDS	53-211	68-399
Fumble Returns-Yards	0-0	0-0
Punt Returns-Yards	3-27	1-4
Kickoff Returns-Yards	2-37	3-43
Interception Returns-Yards	0-0	0-0
Punts (Number-Avg)	5-38.6	4-41.8
Fumbles-Lost	2-1	1-0
Penalties-Yards	5-51	7-46
Possession Time	28:36	31:24
Third-Down Conversions	5 of 14	9 of 15
Fourth-Down Conversions	2 of 3	1 of 2
Red-Zone Scores-Chances	1-1	4-5
Sacks By: Number-Yards	1-7	1-11

**RUSHING:** Nebraska-Wilson, Kenny 19-46; Lucky, Marlon 10-27; Jackson, Brandon 2-1; Taylor, Zac 5-minus 6. USC-Moody, Emmanuel 9-70; Washington, C. 12-52; Gable, C.J. 6-22; Powdrell, Ryan 1-0; Booty, J.D. 3-minus 2.

**PASSING:** Nebraska-Taylor, Zac 8-16-0-115; Titchener, Dan 1-1-0-28. USC-Booty, J.D. 25-36-0-257; Turner, Patrick 0-1-0-0.

**RECEIVING:** Nebraska-Jackson, Brandon 4-36; Nunn, Terrence 2-31; Herian, Matt 1-36; Peterson, Todd 1-28; Lucky, Marlon 1-12. USC-Jarrett, Dwayne 11-136; Smith, Steve 6-53; McFoy, Chris 3-39; Davis, Fred 2-16; Reed, Desmond 2-13; Gable, C.J. 1-0.

**INTERCEPTIONS:** Nebraska-None. USC-None.

**FUMBLES:** Nebraska-Nunn, Terrence 1-0; Taylor, Zac 1-1. USC-Booty, J.D. 1-0.

**SACKS (Sacks-Yds):** Nebraska-Suh, Ndamukong 1-7. USC-Williams, T. 1-11.

**TACKLES (UA-A):** Nebraska-Bradley, Stewart 3-7. USC-Mauluaga, Rey 4-7.

# Game 4 | Nebraska 56, Troy 0

SCORE BY QUARTERS	1	2	3	4	FINAL
Troy	0	0	0	0	0
Nebraska	14	14	14	14	56

**Lincoln (Sept. 23)** --- The Nebraska offense generated nearly 600 yards total offense, including more than 400 in the first half alone, and the Blackshirts pitched their first shutout of the season as the Cornhuskers rolled to a 56-0 victory over Troy.

The No. 23 Huskers improved to 3-1 on the year with the victory in front of 84,799 fans in the NCAA-record 278th consecutive sellout at Memorial Stadium.

Sophomore I-back Marlon Lucky erupted for the best game of his young career with 10 carries for career highs of 156 yards and three touchdowns through Nebraska's opening drive of the second half. Lucky's big night included successive career-long runs of 34, 45 and 51 yards that all went for touchdowns, capped by his 51-yard burst up the middle on his final carry to give the Huskers a 35-0 lead.



While Lucky carried the load for Nebraska's balanced West Coast offensive attack, senior quarterback Zac Taylor propelled the Huskers through the air, completing 14-of-17 passes for 268 yards and one touchdown. Taylor played just over one half, giving way to backup Joe Ganz after leading the Huskers on their fifth touchdown on the opening drive of the second half.

Junior wide receiver Terrence Nunn enjoyed a career night as well with his first 100-yard receiving game, including a 67-yard catch in the first half to push him past the century mark.

The Huskers finished the night with 597 yards of total offense, including 316 yards on the ground and 281 yards passing. The Blackshirts held Troy to just 140 total yards, including just 48 yards on the ground, with **Ndamukong Suh** leading the way with 1.5 sacks.

SCORING SUMMARY			
1st	09:13	NU	Lucky 34 yd run (Congdon kick)
	04:30	NU	Phillips 6 yd pass from Taylor (Congdon kick)
2nd	11:34	NU	Lucky 45 yd run (Congdon kick)
	03:09	NU	Wilson 3 yd run (Congdon kick)
3rd	09:31	NU	Lucky 51 yd run (Congdon kick)
	06:21	NU	Senske 1 yd pass from Ganz (Congdon kick)
4th	13:39	NU	Jackson 8 yd run (Congdon kick)
	06:45	NU	Wilson 8 yd run (Congdon kick)

TEAM STATISTICS		
	TU	NU
FIRST DOWNS	10	25
RUSHES-YARDS (NET)	27-48	46-316
PASSING YDS (NET)	92	281
Passes Att-Comp-Int	24-15-1	23-16-1
TOTAL OFFENSE PLAYS-YARDS	51-140	69-597
Fumble Returns-Yards	0-0	1-11
Punt Returns-Yards	1-1	2-2
Kickoff Returns-Yards	8-109	1-27
Interception Returns-Yards	1-2	1-0
Punts (Number-Avg)	8-40.6	2-36.0
Fumbles-Lost	6-2	0-0
Penalties-Yards	10-80	8-65
Possession Time	23:46	36:14
Third-Down Conversions	1 of 11	7 of 11
Fourth-Down Conversions	1 of 2	1 of 1
Red-Zone Scores-Chances	0-0	5-6
Sacks By: Number-Yards	1-12	4-36

**RUSHING:** Troy-Allen, Josh 4-39; Cattouse, Kenny 5-25; Jones, Anthony 5-12; Banks, Gary 1-2; Wright, Jason 2-minus 6; Foster, Julian 3-minus 7; Haugabook, Omar 7-minus 17. Nebraska-Lucky, Marlon 10-156; Wilson, Kenny 19-106; Jackson, Brandon 11-60; Taylor, Zac 3-8; Nunn, Terrence 1-0; TEAM 1-minus 2; Ganz, Joe 1-minus 12.

**PASSING:** Troy-Haugabook, Omar 12-21-1-88; Foster, Julian 2-2-0-12; Banks, Gary 1-1-0-minus 8. Nebraska-Taylor, Zac 14-17-1-268; Ganz, Joe 2-6-0-13.

**RECEIVING:** Troy-Hampton, Smokey 4-16; Banks, Gary 2-30; Rutledge, Toris 2-13; Terry, Mykeal 1-10; East, Marlo 1-10; Williams, C. 1-9; Allen, Josh 1-9; Davis, Andrew 1-7; Jones, Anthony 1-minus 4; Haugabook, Omar 1-minus 8. Nebraska-Nunn, Terrence 4-102; Swift, Nate 3-79; Purify, Maurice 2-45; Phillips, J.B. 2-16; Senske, Matt 2-13; Hardy, Frantz 1-16; Mueller, Josh 1-8; Lucky, Marlon 1-2.

**INTERCEPTIONS:** Troy-Bray, Justin 1-minus 2. Nebraska-Shanle, Andrew 1-0.

**FUMBLES:** Troy-Wright, Jason 2-1; McKelvin, L. 1-1; Foster, Julian 1-0; Mack, Elbert 1-0; Allen, Josh 1-0. Nebraska-None.

**SACKS (Sacks-Yds):** Troy-Teal, Martin 1-12. Nebraska-Suh, Ndamukong 1.5-16; Dagunduro, Ola 1-10; Moore, Jay 1-6; Cryer, Barry 0.5-4.

**TACKLES (UA-A):** Nebraska-Green, Tierre, 2-5. Troy-Condren 12-1.



# Game 5 | Nebraska 39, Kansas 32 (ot)

SCORE BY QUARTERS	1	2	3	4	OT	FINAL
Kansas	0	10	9	13	0	32
Nebraska	17	7	0	8	7	39

**Lincoln (Sept. 30)** --- The No. 21 Nebraska football team sprinted to a 17-0 lead at the end of the first quarter and held off visiting Kansas by scoring the only overtime touchdown in a 39-32 victory in Lincoln.

Playing in front of 85,069 fans in the NCAA-record 279th consecutive sellout at Memorial Stadium and an FSN national television audience, senior quarterback Zac Taylor threw for 395 yards and four touchdowns, including three scoring passes of 75 or more yards to lead the Huskers to victory.

The Norman, Okla., native hit former junior college teammate Frantz Hardy on a 78-yard scoring strike in the first half and a 75-yard touchdown pass midway through the fourth quarter to go along with a 75-yard touchdown pass to Terrence Nunn.

Hardy ended the game with a career-high 159 yards, the fourth-highest total in school history. Hardy became the first player in Nebraska history to post a pair of 150-yard receiving games in his career, as he also had 152 yards in his first career game against Maine in 2005.

Nebraska finished the night with 511 yards of total offense while Kansas finished the night with 574 total yards on 94 plays, the most ever by a Nebraska opponent. KU's 32 points marked its second-highest total in series history, dating back to a 36-point effort in 1899.

While Kansas finished with major total yardage, the Blackshirts kept the Jayhawks in check by forcing four turnovers. Senior safety **Andrew Shanle** intercepted two of the first three passes that Adam Barmann threw for KU, while Andre Jones picked off another in the end zone to stop a Jayhawk drive. Barmann also fumbled inside the Husker 5 to end another golden scoring opportunity, but collected 405 yards on 27-of-54 passing in the comeback attempt.



### SCORING SUMMARY

1st	14:02	NU	Nunn 75 yd pass from Taylor (Congdon kick)
	10:20	NU	Peterson 6 yd pass from Taylor (Congdon kick)
	00:23	NU	Congdon 21 yd field goal
2nd	11:45	KU	McAnderson 1 yd run (Webb kick)
	06:51	NU	Hardy 78 yd pass from Taylor (Congdon kick)
	00:00	KU	Webb 31 yd field goal
3rd	12:01	KU	Cornish 8 yd run (TEAM kick failed)
	05:47	KU	Webb 35 yd field goal
4th	06:32	KU	Fine 1 yd pass from Barmann (Barmann pass failed)
	04:13	NU	Hardy 75 yd pass from Taylor (Swift pass from Taylor)
	00:46	KU	Murph 26 yd pass from Barmann (Webb kick)
OT	15:00	NU	Glenn 1 yd run (Congdon kick)

### TEAM STATISTICS

	KU	NU
FIRST DOWNS	26	16
RUSHES-YARDS (NET)	40-169	32-116
PASSING YDS (NET)	405	395
Passes Att-Comp-Int	54-27-3	33-15-0
TOTAL OFFENSE PLAYS-YARDS	94-574	65-511
Fumble Returns-Yards	1-2	0-0
Punt Returns-Yards	0-0	2-38
Kickoff Returns-Yards	6-91	1-17
Interception Returns-Yards	0-0	3-19
Punts (Number-Avg)	6-44.2	7-38.4
Fumbles-Lost	1-1	4-3
Penalties-Yards	5-25	5-35
Possession Time	33:29	26:31
Third-Down Conversions	6 of 18	3 of 12
Fourth-Down Conversions	1 of 2	0 of 0
Red-Zone Scores-Chances	5-8	3-3
Sacks By: Number-Yards	2-12	0-0

**RUSHING:** Kansas-Cornish, Jon 31-145; McAnderson, Brandon 5-19; Barmann, Adam 4-5. **Nebraska-Lucky,** Marlon 13-40; Wilson, Kenny 4-33; Glenn, Cody 7-33; Jackson, Brandon 4-28; Hardy, Frantz 1-minus 2; TEAM 1-minus 4; Taylor, Zac 2-minus 12.

**PASSING:** Kansas-Barmann, Adam 27-54-3-405. **Nebraska-Taylor, Zac 15-33-0-395.**

**RECEIVING:** Kansas-Murph, Brian 8-129; Fields, Dexter 8-108; Fine, Derek 5-84; Henry, Marcus 3-28; Lamb, Jonathan 1-40; McAnderson, Brandon 1-8; Cornish, Jon 1-8. **Nebraska-Purify, Maurice 4-91; Hardy, Frantz 3-159; Nunn, Terrence 3-98; Swift, Nate 2-25; Lucky, Marlon 2-16; Peterson, Todd 1-6.**

**INTERCEPTIONS:** Kansas-None. **Nebraska-Shanle, Andrew 2-19; Jones, Andre 1-0.**

**FUMBLES:** Kansas-Barmann, Adam 1-1. **Nebraska-Glenn, Cody 1-1; Lucky, Marlon 1-1; Taylor, Zac 1-1; TEAM 1-0.**

**SACKS (Sacks-Yds):** Kansas-McClinton, James 1-0; Brorsen, Russell 1-0. **Nebraska-None.**

**TACKLES (UA-A):** Kansas-McClinton, James 4-3. **Nebraska-McKeon, Corey 3-6.**

# Game 6 | Nebraska 28, Iowa State 14

SCORE BY QUARTERS	1	2	3	4	FINAL
Nebraska	7	14	0	7	28
Iowa State	0	7	0	7	14

**Ames, Iowa (Oct. 7)** --- Sophomore I-back **Cody Glenn** and junior I-back Brandon Jackson each rushed for more than 100 yards and combined for three touchdowns to carry the No. 22 Nebraska football team to its first road win of the season in a 28-14 victory over Iowa State at Jack Trice Stadium in Ames.


Playing in front of an ABC regional television audience in prime time and a packed house that included thousands of Husker fans in Ames, Nebraska improved to 5-1 overall and 2-0 in the Big 12, while Iowa State slipped to 3-3 on the season and 0-2 in the league.

The Huskers produced 251 rushing yards, including career highs of 148 yards and two scores from Glenn and 116 yards and another score from Jackson. The duo gave NU its second double-100-yard rushing performance in the last three games and the first in conference play since 2003.

While Nebraska's West Coast Offense rolled up 382 yards and dominated the time of possession by holding the ball for nearly 37 minutes, the Blackshirts surrendered just one touchdown on a short field in the first 59:54, before giving up an insignificant touchdown in prevent defense with six seconds left in the game. The Blackshirts limited ISU to just 53 rushing yards in a magnificent performance. Junior linebacker Bo Ruud led the defense with a team-high nine tackles, while defensive tackle Barry Cryer wreaked havoc up front with four tackles, including a nine-yard sack and a pass deflection.

The biggest stop for the Blackshirts came on ISU's final drive of the first half, when the defense forced a three-and-out to give Taylor and the Huskers the ball back at their own 40 with 1:15 to play in the half.

Taylor immediately went to work, engineering a seven-play, 60-yard drive that culminated with a 27-yard touchdown pass to Purify for a 21-7 lead with three seconds left in the half. On the drive, Taylor completed 5-of-7 passes for all 60 yards through the air, including three receptions for 28 yards from Lucky.



### SCORING SUMMARY

1st	9:33	NU	Glenn 3 yd run (Congdon kick)
2nd	14:10	ISU	Meyer 1 yd run (Culbertson kick)
	08:07	NU	Jackson 1 yd run (Congdon kick)
	00:03	NU	Purify 27 yd pass from Taylor (Congdon kick)
4th	01:33	NU	Glenn 5 yd run (Congdon kick)
	00:06	ISU	Blythe 13 yd pass from Meyer (Culbertson kick)

### TEAM STATISTICS

	NU	ISU
FIRST DOWNS	17	18
RUSHES-YARDS (NET)	45-251	24-53
PASSING YDS (NET)	131	262
Passes Att-Comp-Int	21-17-0	39-18-1
TOTAL OFFENSE PLAYS-YARDS	66-382	63-315
Fumble Returns-Yards	0-0	0-0
Punt Returns-Yards	2-11	1-16
Kickoff Returns-Yards	2-24	3-35
Interception Returns-Yards	1-3	0-0
Punts (Number-Avg)	6-41.0	5-43.2
Fumbles-Lost	2-1	0-0
Penalties-Yards	7-70	6-45
Possession Time	36:55	23:05
Third-Down Conversions	5 of 12	4 of 12
Fourth-Down Conversions	0 of 0	0 of 3
Red-Zone Scores-Chances	3-3	2-4
Sacks By: Number-Yards	1-9	2-21

**RUSHING:** Nebraska-Glenn, Cody 19-148; Jackson, Brandon 22-116; Taylor, Zac 4-minus 13. **Iowa State-Meyer, Bret 13-26; Hicks, Stevie 6-21; Kock, Ryan 3-9; Flynn, Austin 1-4; Sumrall, R.J. 1-minus 7.**

**PASSING:** Nebraska-Taylor, Zac 17-21-0-131. **Iowa State-Meyer, Bret 18-39-1-262.**

**RECEIVING:** Nebraska-Lucky, Marlon 3-28; Purify, Maurice 2-35; Peterson, Todd 2-25; Phillips, J.B. 2-14; Nunn, Terrence 2-11; Hardy, Frantz 2-8; Herian, Matt 2-6; Swift, Nate 1-4; Jackson, Brandon 1-0. **Iowa State-Blythe, Todd 6-96; Sumrall, R.J. 4-48; Davis, Jon 3-51; Flynn, Austin 3-37; Nickel, Walter 1-24; Hicks, Stevie 1-6.**

**INTERCEPTIONS:** Nebraska-Grixy, Cortney 1-3. **Iowa State-None.**

**FUMBLES:** Nebraska-Taylor, Zac 2-1. **Iowa State-None.**

**SACKS (Sacks-Yds):** Nebraska-Cryer, Barry 1-9. **Iowa State-Curvey, Brent 2-21.**

**TACKLES (UA-A):** Nebraska-Ruud, Bo 4-5. **Iowa State-Bowen, Alvin 7-10.**




# Game 7 | Nebraska 21, Kansas State 3

SCORE BY QUARTERS	1	2	3	4	FINAL
Nebraska	7	7	7	0	21
Kansas State	0	0	3	0	3

**Manhattan, Kan. (Oct. 14) ---** The No. 21 Nebraska football team controlled Kansas State from start to finish with a strong Blackshirt defense and a powerful running game on its way to a 21-3 win over the Wildcats at Bill Snyder Family Stadium.

With the victory, Nebraska improved to 6-1 on the season and 3-0 in the Big 12 Conference, while dropping KSU to 4-3 overall and 1-2 in the league. The win made NU bowl eligible for the 37th time in the past 38 seasons, while Nebraska also became just the fourth program in history to reach the 800-win plateau, joining Michigan, Notre Dame and Texas.

The Huskers, who ended a four-game losing streak in Manhattan to the Wildcats, set the tone on the game's opening drive by marching 80 yards on nine plays to take a 7-0 lead. It was the fourth consecutive game that Nebraska scored on the opening drive.



Nebraska scored its first touchdown off a fake field-goal attempt as holder Jake Wesch tossed a scoring strike to tight end Hunter Teafatiller. NU followed with a second-quarter scoring pass from Zac Taylor to tight end Josh Mueller for a 14-0 halftime lead before the Huskers pushed across their final points of the night on a 40-yard Marlon Lucky touchdown run in the third period. KSU broke through on the Blackshirt defense with a 53-yard Jeff Snodgrass field goal in the third quarter to end the scoring.

Senior linebacker **Stewart Bradley** led Nebraska's defense with 10 tackles, including six solos and one of NU's 10 tackles for loss on the night. Defensive lineman Ndamukong Suh also wreaked havoc for the Huskers with three unassisted tackles, including two tackles for loss and a 14-yard sack. He added his first career interception in the fourth quarter. Freshman defensive back Rickey Thenarse also recorded his first career interception on KSU's final offensive play of the game.

The Blackshirts held Kansas State to just 22 rushing yards and sacked freshman quarterback Josh Freeman four times for 35 yards on the night. Despite the pressure, Freeman had solid passing numbers as he connected on 23-of-47 attempts for 272 yards through the air.

SCORING SUMMARY			
1st	11:06	NU	Teafatiller 17 pass from Wesch (Congdon)
2nd	11:02	NU	Mueller 3 pass from Taylor (Congdon)
3rd	08:55	NU	Lucky 40 run (Congdon)
	04:44	KS	Snodgrass 53 FG

TEAM STATISTICS			
	NU	KSU	
FIRST DOWNS	16	17	
RUSHES-YARDS (NET)	43-190	18-22	
PASSING YDS (NET)	166	272	
Passes Att-Comp-Int	22-13-0	47-23-2	
TOTAL OFFENSE PLAYS-YARDS	65-356	65-294	
Fumble Returns-Yards	0-0	0-0	
Punt Returns-Yards	2-6	2-12	
Kickoff Returns-Yards	1-15	3-68	
Interception Returns-Yards	2-25	0-0	
Punts (Number-Avg)	8-38.1	7-40.4	
Fumbles-Lost	2-0	0-0	
Penalties-Yards	2-20	5-35	
Possession Time	34:51	25:09	
Third-Down Conversions	7 of 17	1 of 13	
Fourth-Down Conversions	2 of 2	2 of 4	
Red-Zone Scores-Chances	2-2	1-2	
Sacks By: Number-Yards	4-35	4-19	

**RUSHING:** Nebraska-Jackson, Brandon 16-92; Lucky, Marlon 12-71; Glenn, Cody 10-22; Taylor, Zac 5-5. Kansas State-Gonzalez, Daniel 1-38; Patton, Leon 12-13; Freeman, Josh 5-minus 29.

**PASSING:** Nebraska-Taylor, Zac 12-21-0-149; Wesch, Jake 1-1-0-17. Kansas State-Freeman, Josh 23-47-2-272.

**RECEIVING:** Nebraska-Purify, Maurice 4-73; Swift, Nate 2-29; Jackson, Brandon 2-14; Nunn, Terrence 1-18; Teafatiller, Hunter 1-17; Phillips, J.B. 1-8; Lucky, Marlon 1-4; Mueller, Josh 1-3. Kansas State-Moreira, Jerm. 6-86; Gonzalez, Daniel 4-72; Norwood, Rashaad 4-48; Wilson, Cedric 4-47; Patton, Leon 2-16; Brown, Antonio 1-6; Raymer, Donald 1-0; Clayton, Thomas 1-minus 3.

**INTERCEPTIONS:** Nebraska-Thenarse, Rickey 1-25; Suh, Ndamukong 1-0. Kansas State-None.

**FUMBLES:** Nebraska-Nunn, Terrence 2-0. Kansas State-None.

**SACKS (Sacks-Yds):** Nebraska-Suh, Ndamukong 1-14; Moore, Jay 1-13; Dagunduro, Ola 1-6; Brandenburgh, Lance 0.5-1; Steinkuhler, Ty 0.5-1. Kansas State-Archer, Brandon 1-9; Garvin, Byron 1-7; Campbell, Ian 1-2; Watts, Marcus 1-0.

**TACKLES (UA-A):** Nebraska-Bradley, Stewart 6-4. Kansas State-Diles, Zach 2-8.

# Game 8 | Texas 22, Nebraska 20

SCORE BY QUARTERS	1	2	3	4	FINAL
Texas	3	13	0	6	22
Nebraska	7	0	0	13	20

**Lincoln (Oct. 21) ---** The No. 5 Texas Longhorns used three 22-yard field goals – including one by a walk-on kicker, Ryan Bailey, who was making his first career attempt with 23 seconds remaining – to escape Memorial Stadium with a 22-20 victory over No. 17 Nebraska.



The Longhorns looked to put a chill on the stadium-record crowd of 85,187 fans as Quan Cosby took the opening kickoff 78 yards to the Nebraska 9. But the Blackshirt defense made the first of several stands as it forced a field goal that put UT ahead, 3-0, less than two minutes into the contest.

NU responded minutes later as Zac Taylor hit Maurice Purify for a 63-yard scoring strike. UT then posted a pair of second-quarter scores to go into the intermission leading 16-7.

After a scoreless third period, Taylor and I-back **Brandon Jackson** got the Huskers back in the contest as Jackson took a screen pass 49 yards for the score on the first play of the fourth quarter. With less than five minutes left, NU took its first lead of the day on a 25-yard I-back pass from Marlon Lucky to Nate Swift for a 20-19 advantage.

Nebraska looked to ice the game after the Blackshirts forced a punt, but a Husker fumble gave the Longhorns one last chance at the win. UT drove inside the Husker 10 before Bailey connected on a 22-yard field goal on his first career attempt for the winning points.

The Blackshirts held the potent Longhorn offense to 348 yards total offense while NU produced 340 yards on 21 fewer plays. Linebackers Steve Octavien (10 total tackles, seven solos) and Bo Ruud (eight tackles) led the defense. Octavien and Ruud each forced a fumble and had a pass breakup, while Ruud added one of the Huskers' three sacks on the day.

SCORING SUMMARY			
1st	13:02	UT	Johnson 22 yd field goal
	05:58	NU	Purify 63 yd pass from Taylor (Congdon kick)
2nd	06:43	UT	Cosby 6 yd pass from McCoy (Johnson kick blocked)
	04:00	UT	Sweed 55 yd pass from McCoy (Johnson kick)
4th	14:48	NU	Jackson 49 yd pass from Taylor (Congdon kick)
	06:33	UT	Johnson 22 yd field goal
	04:54	NU	Swift 25 yd pass from Lucky (Taylor pass failed)
	00:23	UT	Bailey 22 yd field goal

TEAM STATISTICS			
	UT	NU	
FIRST DOWNS	21	15	
RUSHES-YARDS (NET)	34-128	24-38	
PASSING YDS (NET)	220	302	
Passes Att-Comp-Int	40-25-0	29-16-1	
TOTAL OFFENSE PLAYS-YARDS	74-348	53-340	
Fumble Returns-Yards	0-0	0-0	
Punt Returns-Yards	0-0	1-1	
Kickoff Returns-Yards	3-119	3-55	
Interception Returns-Yards	1-6	0-0	
Punts (Number-Avg)	5-43.0	6-40.7	
Fumbles-Lost	5-1	2-2	
Penalties-Yards	5-42	7-67	
Possession Time	34:36	25:24	
Third-Down Conversions	7 of 18	4 of 13	
Fourth-Down Conversions	0 of 0	0 of 0	
Red-Zone Scores-Chances	4-5	0-0	
Sacks By: Number-Yards	4-29	3-19	

**RUSHING:** Texas-Charles, Jamaal 9-63; Young, Selvin 14-50; McCoy, Colt 11-10; Sweed, Limas 0-5. Nebraska-Jackson, Brandon 7-40; Hardy, Frantz 1-13; Glenn, Cody 4-6; Lucky, Marlon 3-5; Wilson, Kenny 2-minus 1; Taylor, Zac 7-minus 25.

**PASSING:** Texas-McCoy, Colt 25-39-0-220; TEAM 0-1-0-0. Nebraska-Taylor, Zac 15-28-1-277; Lucky, Marlon 1-1-0-25.

**RECEIVING:** Texas-Sweed, Limas 8-119; Finley, Jermich 4-37; Pittman, Billy 4-24; Cosby, Quan 3-28; Young, Selvin 2-4; Shipley, Jordan 2-3; Charles, Jamaal 1-3; Ogbonnaya, Chri 1-2. Nebraska-Nunn, Terrence 5-84; Purify, Maurice 2-84; Jackson, Brandon 2-77; Phillips, J.B. 2-12; Herian, Matt 2-9; Swift, Nate 1-25; Lucky, Marlon 1-6; Peterson, Todd 1-5.

**INTERCEPTIONS:** Texas-Griffin, Michael 1-6. Nebraska-None.

**FUMBLES:** Texas-McCoy, Colt 3-1; Cosby, Quan 1-0; Charles, Jamaal 1-0. Nebraska-Nunn, Terrence 1-1; Taylor, Zac 1-1.

**SACKS (Sacks-Yds):** Texas-Crowder, Tim 1-10; Lewis, Aaron 1-8; Orakpo, Brian 1-1; Marshall, Thomas 0.5-5; Miller, Roy 0.5-5. Nebraska-Ruud, Bo 1-10; Cryer, Barry 1-5; Moore, Jay 1-4.

**TACKLES (UA-A):** Nebraska-Octavien, Steve, 7-3. Texas-Derry, Scott 4-4.



# Game 9 | Oklahoma St. 41, Nebraska 29

SCORE BY QUARTERS	1	2	3	4	FINAL
Nebraska	10	13	0	6	29
Oklahoma State	0	20	0	21	41

**Stillwater, Okla. (Oct. 28)** --- Brandon Jackson rushed for a career-high 182 yards and two touchdowns on 21 carries, but three fourth-quarter touchdowns by Oklahoma State gave the Cowboys a 41-29 win over No. 20 Nebraska at Boone Pickens Stadium.


In a game that featured nearly 1,000 yards of total offense by both teams, Nebraska managed 452 total yards, including 241 yards passing by Zac Taylor, who completed 21-of-39 attempts with two touchdowns and no interceptions. The Husker offense also maintained control of the ball for 34:59.

Quarterback Bobby Reid led the OSU offense to 496 total yards by completing 13-of-21 passes for 229 yards and two scores, while Dantrell Savage led OSU with 117 rushing yards and two touchdowns on 17 carries.

Nebraska appeared to be in firm control of the game through the first 20 minutes on the strength of Jackson's explosive rushing. Jackson added both of his scores in the first 20 minutes of the game, the second touchdown giving the Huskers a 16-0 lead.

But the Cowboys struck quickly and, after a 22-yard Taylor scoring pass to **Maurice Purify**, the Cowboys cut NU's halftime lead to 23-20 on Reid's 45-yard touchdown pass to Adarius Bowman. OSU then scored three touchdowns, including a defensive score off a fumble recovery, in the fourth quarter for the victory.

Defensive end Adam Carriker led the Blackshirts with 2.0 sacks, three TFLs, a pass break up and a blocked PAT. Carriker moved into the NU career top 10 for TFLs and moved into a tie for sixth place on the Huskers' sack chart.



### SCORING SUMMARY

1st	08:22	NU	Congdon 26 yd field goal
	00:33	NU	Jackson 2 yd run (Congdon kick)
2nd	10:43	NU	Jackson 24 yd run (Wesch rush fumbled)
	08:12	OSU	Toston 16 yd pass from Reid (Ricks kick blocked)
4th	04:13	OSU	Savage 18 yd run (Ricks kick)
	00:56	NU	Purify 22 yd pass from Taylor (Congdon)
	00:15	OSU	Bowman 45 yd pass from Reid (Ricks)
	14:34	OSU	Savage 20 yd run (Ricks kick)
	08:05	OSU	Crosslin 1 yd run (Ricks kick)
	03:16	OSU	Peterson 19 yd fumble recovery (Ricks kick)
	00:07	NU	Purify 5 yd pass from Taylor (Congdon kick failed)

### TEAM STATISTICS

	NU	OSU
FIRST DOWNS	29	25
RUSHES-YARDS (NET)	40-211	41-267
PASSING YDS (NET)	241	229
Passes Att-Comp-Int	39-21-0	21-13-1
TOTAL OFFENSE PLAYS-YARDS	79-452	62-496
Fumble Returns-Yards	0-0	1-19
Punt Returns-Yards	2-27	1-6
Kickoff Returns-Yards	3-49	5-112
Interception Returns-Yards	1-15	0-0
Punts (Number-Avg)	5-41.2	3-37.3
Fumbles-Lost	1-1	2-1
Penalties-Yards	5-40	5-42
Possession Time	34:59	25:01
Third-Down Conversions	7 of 16	6 of 11
Fourth-Down Conversions	1 of 1	0 of 1
Red-Zone Scores-Chances	3-3	4-4
Sacks By: Number-Yards	2-10	5-46

**RUSHING:** Nebraska-Jackson, Brandon 21-182; Lucky, Marlon 9-42; Wilson, Kenny 1-3; Hardy, Frantz 1-3; Glenn, Cody 1-1; Taylor, Zac 7-minus 20. **Oklahoma State**-Savage,Dantrell 17-117; Toston,Keith 8-68; Reid,Bobby 8-61; Hamilton,Mike 5-16; Crosslin,Julius 2-3; Woods,Artrell 1-2.

**PASSING:** Nebraska-Taylor, Zac 21-39-0-241. **Oklahoma State**-Reid,Bobby 13-21-1-229.

**RECEIVING:** Nebraska-Purify, Maurice 6-65; Hardy, Frantz 3-52; Lucky, Marlon 3-47; Jackson, Brandon 3-24; Nunn, Terrence 3-17; Peterson, Todd 2-28; Swift, Nate 1-8. **Oklahoma State**-Woods,D'Juan 4-87; Bowman,Adarius 3-86; Pettigrew,Brand 2-15; Toston,Keith 1-16; Price,Ricky 1-10; Waller,Justin 1-10; Parks,Anthony 1-5.

**INTERCEPTIONS:** Nebraska-Green, Tierre 1-15. **Oklahoma State**-None.

**FUMBLES:** Nebraska-Taylor, Zac 1-1. **Oklahoma State**-Reid,Bobby 1-0; Savage,Dantrell 1-1.

**SACKS (Sacks-Yds):** Nebraska-Carriker, Adam 2-10. **Oklahoma State**-Peterson,Nathan 2-21; McBean,Ryan 1-11; Fountain,Marque 1-8; Lavine,Patrick 1-6.

**TACKLES (UA-A):** Nebraska-Shanle, Andrew 8-1. **Oklahoma State**-Lavine,Patrick 6-5.

# Game 10 | Nebraska 34, Missouri 20

SCORE BY QUARTERS	1	2	3	4	FINAL
Missouri	0	6	7	7	20
Nebraska	10	17	0	7	34


**Lincoln (Nov. 4)** --- Senior quarterback Zac Taylor threw for 208 yards and two touchdowns, while junior I-back Brandon Jackson rushed for 111 yards and a score, as Nebraska improved its position for the Big 12 North Division title with an impressive 34-20 victory over No. 25 Missouri.

Taylor completed 13-of-21 passes with two first-half scores, including a seven-yard strike to Maurice Purify and a 17-yard pass to tight end Hunter Teafatiller. Taylor's strong play helped Nebraska take sole possession of first place in the North Division in a battle between the division's top two teams.

Jackson paced a balanced Husker rushing attack, as he reached the 100-yard plateau for the third time this season. Jackson carried a career-high 32 times, including a two-yard touchdown to give the Huskers a 34-13 lead with 14:36 remaining.

Playing in front of a Memorial Stadium record crowd of 85,197 and an ABC regional television audience, the Huskers seized the momentum by outscoring MU 10-0 in the first quarter before scoring a season-high 17 points in the second period. Sophomore place-kicker Jordan Congdon booted a pair of field goals, including a season-long 40-yarder to propel the Huskers to a 21-point halftime lead.

While Nebraska's offense was putting points on the board, the Blackshirts were opportunistic on defense. Nebraska forced three turnovers, including picking off a pair of Chase Daniel passes, which the Huskers converted into touchdowns. **Bo Ruud** led the charge with a team-high seven tackles, including a 13-yard sack in the fourth quarter to stop a drive. Ruud added his second interception of the season and a 40-yard return while forcing and recovering a fumble that sealed the victory.



### SCORING SUMMARY

1st	04:53	NU	Congdon 40 yd field goal	
	01:30	NU	Nunn 28 yd pass from Purify (Congdon kick)	
2nd	13:44	NU	Purify 7 yd pass from Taylor (Congdon kick)	
	09:58	MU	Wolfert 26 yd field goal	
3rd	05:04	NU	Teafatiller 17 yd pass from Taylor (Congdon kick)	
	01:18	NU	Congdon 33 yd field goal	
	00:00	MU	Wolfert 54 yd field goal	
	05:46	MU	Rucker 6 yd pass from Daniel (Wolfert kick)	
	4th	14:36	NU	Jackson 2 yd run (Congdon kick)
		08:10	MU	Coffman 19 yd pass from Daniel (Wolfert kick)

### TEAM STATISTICS

	MU	NU
FIRST DOWNS	21	20
RUSHES-YARDS (NET)	32-119	47-183
PASSING YDS (NET)	244	236
Passes Att-Comp-Int	38-20-2	22-14-0
TOTAL OFFENSE PLAYS-YARDS	70-363	69-419
Fumble Returns-Yards	0-0	1-7
Punt Returns-Yards	0-0	3-24
Kickoff Returns-Yards	4-59	3-61
Interception Returns-Yards	0-0	2-37
Punts (Number-Avg)	4-39.0	2-36.5
Fumbles-Lost	1-1	2-2
Penalties-Yards	2-15	3-19
Possession Time	24:49	35:11
Third-Down Conversions	3 of 13	11 of 17
Fourth-Down Conversions	3 of 4	0 of 1
Red-Zone Scores-Chances	3-3	4-4
Sacks By: Number-Yards	0-0	1-13

**RUSHING:** Missouri-Temple, Tony 18-99; Daniel, Chase 9-13; Goldsmith, Earl 5-7. **Nebraska**-Jackson, Brandon 32-111; Lucky, Marlon 12-44; Nunn, Terrence 2-21; Taylor, Zac 1-7.

**PASSING:** Missouri-Daniel, Chase 20-38-2-244. **Nebraska**-Taylor, Zac 13-21-0-208; Purify, Maurice 1-1-0-28.

**RECEIVING:** Missouri-Alexander, Dana 4-84; Franklin, Will 4-50; Rucker, Martin 1-4-31; Coffman, Chase 2-36; Ekwerekwu, Brad 2-18; Perry, Jared 2-16; Ray, Jason 1-6; Saunders, Tommy 1-3. **Nebraska**-Lucky, Marlon 4-46; Jackson, Brandon 3-61; Swift, Nate 2-56; Nunn, Terrence 2-35; Purify, Maurice 2-21; Teafatiller, Hunter 1-17.

**INTERCEPTIONS:** Missouri-None. **Nebraska**-Carriker, Adam 1-minus 3; Ruud, Bo 1-40.

**FUMBLES:** Missouri-Daniel, Chase 1-1. **Nebraska**-Jackson, Brandon 2-2.

**SACKS (Sacks-Yds):** Missouri-None. **Nebraska**-Ruud, Bo 1-13.


**TACKLES (UA-A):** Missouri-Harrington, Ded 8-2. **Nebraska**-Ruud, Bo 5-2.



# Game 11 | Nebraska 28, Texas A&M 27

SCORE BY QUARTERS	1	2	3	4	FINAL
Nebraska	7	14	0	7	28
Texas A&M	7	3	3	14	27

College Station, Texas (Nov. 11) --- Zac Taylor hit Maurice Purify with a nine-yard touchdown pass with just 21 seconds left to give Nebraska the Big 12 North Division title with a 28-27 victory over No. 24 Texas A&M at Kyle Field. With the victory, Nebraska improved to 8-3 overall and 5-2 in the Big 12, while also clinching a berth in the Big 12 Conference Championship Game at Arrowhead Stadium in Kansas City, Mo. Texas A&M slipped to 8-3 on the year and 4-3 in the league.



Taylor capped a record-breaking day with his pass to Purify to put the exclamation point on an 11-play, 75-yard drive in just 1:36 that stopped an impressive second-half comeback by the Aggies.

Taylor, who completed 21-of-35 passes for 267 yards with two touchdowns, became the Huskers' career passing yardage leader with 5,193 yards in less than two full seasons, surpassing Dave Humm's previous mark of 5,035 yards from 1972 to 1974. Taylor's two touchdown passes also gave him 22 scoring strikes on the year, snapping Vince Ferragamo's single-season record of 20 set in 1976.

A senior from Norman, Okla., Taylor guided the Huskers to a 21-7 lead early in the second quarter and a 21-13 lead at the end of three quarters, but a pair of Texas A&M fourth-quarter touchdowns gave the Aggies a 27-21 edge with 7:28 left.

The Huskers capitalized on their final chance in a big way. The 11-play scoring drive featured three first-down connections between Taylor and wide receiver Todd Peterson, including a fourth-down grab to keep the Huskers' hopes alive. Peterson enjoyed his best game of the season with seven catches for 82 yards and a score.

### SCORING SUMMARY

1st	05:58	NU	Glenn 2 yd run (Congdon kick)
	03:42	TA	Goodson 22 yd run (Neumann kick)
2nd	14:54	NU	Glenn 6 yd run (Congdon kick)
	11:00	NU	Peterson 4 yd pass from Taylor (Congdon kick)
	00:16	TA	Neumann 37 yd field goal
3rd	00:16	TA	Neumann 20 yd field goal
4th	12:51	TA	McGee 57 yd run (McGee rush failed)
	07:28	TA	Lane 1 yd run (Bennett pass from McGee)
	00:21	NU	Purify 9 yd pass from Taylor (Congdon kick)

### TEAM STATISTICS

	NU	A&M
FIRST DOWNS	19	13
RUSHES-YARDS (NET)	38-123	27-155
PASSING YDS (NET)	267	288
Passes Att-Comp-Int	36-21-1	32-19-0
TOTAL OFFENSE PLAYS-YARDS	74-390	59-443
Fumble Returns-Yards	0-0	0-0
Punt Returns-Yards	2-6	3-15
Kickoff Returns-Yards	2-42	2-36
Interception Returns-Yards	0-0	1-16
Punts (Number-Avg)	6-41.3	5-44.6
Fumbles-Lost	0-0	0-0
Penalties-Yards	5-43	4-38
Possession Time	32:52	27:08
Third-Down Conversions	7 of 15	5 of 14
Fourth-Down Conversions	1 of 2	0 of 1
Red-Zone Scores-Chances	4-4	3-3
Sacks By: Number-Yards	3-14	4-21

**RUSHING:** Nebraska-Nebraska-Lucky, Marlon 12-52; Jackson, Brandon 9-44; Glenn, Cody 6-25; Wilson, Kenny 2-8; TEAM 1-minus 2; Taylor, Zac 8-minus 4. Texas A&M-Goodson, Mike 11-80; McGee, Stephen 8-58; Lane, Jorvorsk. 6-13; Alexander, Chr. 2-4.

**PASSING:** Nebraska-Taylor, Zac 21-35-1-267; TEAM 0-1-0-0. Texas A&M-McGee, Stephen 18-31-0-244; Lane, Jorvorsk. 1-1-0-44.

**RECEIVING:** Nebraska-Peterson, Todd 7-82; Lucky, Marlon 4-56; Nunn, Terrence 3-28; Purify, Maurice 2-30; Jackson, Brandon 2-12; Hardy, Frantz 1-26; Swift, Nate 1-17; Erickson, Dan 1-16. Texas A&M-Bennett, Martel 6-67; Schroeder, Chad 2-52; Franks, Kerry 2-46; Riley, L'Tyd. 2-39; Goodson, Mike 2-34; Alexander, Chr. 2-20; Brown, Pierre 2-18; Taylor, Earvin 1-12.

**INTERCEPTIONS:** Nebraska-None. Texas A&M-Dodge, Mark 1-16.

**FUMBLES:** Nebraska-None. Kansas State-None.

**SACKS (Sacks-Yds):** Nebraska-Turner, Barry 1.5-11; Carriker, Adam 1.0-1; Dagunduro, Ola 0.5-2. Texas A&M-Heard, Kellen 2.0-5; Warren, Justin 1.0-10; Bennett, Mich. 1.0-6.

**TACKLES (UA-A):** Nebraska-Bradley, Stewart 3-4. Texas A&M-Dodge, Mark 1-16.